



Mr. Topping

Window 1 Content

Window 2 Content

Main Page

3 Child Pages

Mr. Topping

Cedar Cliff High School

New Cumberland Middle School

Cedar Cliff Spring Musical - THE DROWSY CHAPERONE

Mr. Topping's Website!!

WELCOME

It's the "Topp" place to find information about chorus

Communication:

Email: MTopping@wssd.k12.pa.us
Twitter & Instagram: @Topp_Nation
Phone: 717-737-8654 ext. 243
Text Reminders: Visit your group's page!

Window 1, Component 1 (Text Window)

Window 1, Component 2 (Text Window)

Window 1, Component 3 (Text Window)

Window 1, Component 4 (Text Window)

Cedar Cliff High School

- Home Page
- Chamber Singers
- Concert Choir
- Comprehensive Musicianship
- Music Recording Technology
- Musical

New Cumberland Middle School

- 7th / 8th Grade Chorus

The Cedar Cliff Spring Musical

Cedar Cliff High School Presents

The DROWSY Chaperone

A Musical within a Comedy.

Follow Mr. Topping on Twitter!!

Tweets by @Topp_Nation

Topp Habeswaid

NewCumberland&WSNews @NCT1707News

The Cedar Cliff Musical is offering for sale the "Café Mère" (miniature replicas) of Cedar Cliff High School, West Shore Stadium, & the Cedar Cliff Auditorium. For more information about the "Café Mère," visit this webpage wssd.k12.pa.us/DrowsyChaperone... @wssdhabeswaid @Topp_Nation

Jan 21, 2018

Topp @Topp_Nation

Proud of our students at CC and all they do to give back. Go Lily!

Jan 18, 2018

CCHS / NCMS Choral Highlights

Ain't That A Rockin'

Rehearsal Tracks - @ToppTracks

Latest tracks

53 TRACKS

Topp Tracks - Little Drummer Boy ... 17

Topp Tracks - Little Drummer Boy ... 17

Topp Tracks - Little Drummer Boy ... 17

Cookie policy













Window 2, Component 1 (Communication)

Window 1, Component 2 (Script Window)

Window 1, Component 3 (Script Window)

Window 1, Component 4 (Script Window)

User Side-Each red box corresponds with a red box above on the Public page to show how the two sides complement each other.

view Mr. Topping [MTopping.aspx]	A	  	▼
view Cedar Cliff High School [CedarCliffHighSchool.aspx]	B	  	>
view New Cumberland Middle School [NewCumberlandMiddleSchool.aspx]	C	  	>
view Cedar Cliff Spring Musical - T... [DrowsyChaperone.aspx]	D	  	>

[Admin Home](#) / [Cedar Cliff High School Home](#) / [Content Pages](#) / [Edit 'Mr. Topping'](#)

Edit 'Mr. Topping'

[View Page](#) [Delete Page](#) [Copy Page](#) [WAVE Page](#)



E

Created on 12/28/2017 at 3:39 PM by [Fourhman, Rhonda]
Last Modified 1/2/2018 at 3:38 PM by [Fourhman, Rhonda]

[General Settings](#) [Window #1 Content](#) [Window #2 Content](#) [Move Content](#) [Move Page](#)

Window 1 Content

[Add Page Component](#)

 Text Window	Welcome Page  	12 columns (12/12) ▼ 	F	Edit	Delete
 Text Window	Cedar Cliff High School 	12 columns (12/12) ▼ 	G	Edit	Delete
 Text Window	New Cumberland Middle School 	12 columns (12/12) ▼ 	H	Edit	Delete
 Text Window	Cedar Cliff Spring Musical 	12 columns (12/12) ▼ 	I	Edit	Delete

Edit 'Mr. Topping'

[View Page](#) [Delete Page](#) [Copy Page](#) [WAVE Page](#)




















Created on 12/28/2017 at 3:39 PM by [Fourhman, Rhonda]
Last Modified 1/2/2018 at 3:38 PM by [Fourhman, Rhonda]

[General Settings](#) [Window #1 Content](#) [Window #2 Content](#) [Move Content](#) [Move Page](#)

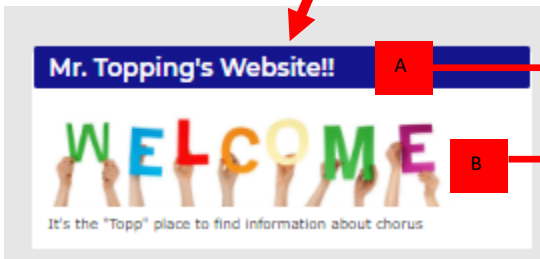
Window 2 Content

[+ Add Page Component](#)

 Text Window	Communication  	12 columns (12/12) 		Edit	Delete
 Script Window	Twitter 	12 columns (12/12) 		Edit	Delete
 Script Window	YouTube Channel 	12 columns (12/12) 		Edit	Delete
 Script Window	Sound Cloud 	12 columns (12/12) 		Edit	Delete

Component with a Blue "Header"

Public Side



User Side

Component Header Options

Show Component Header

Header Text: A

OR Header Image: No file chosen



Remove Existing

Item Spacing:

Edit Text Window Content

ID:

Title:

Text: 

It's the "Topp" place to find information about chorus B

Component without a blue “Header”

Public Side



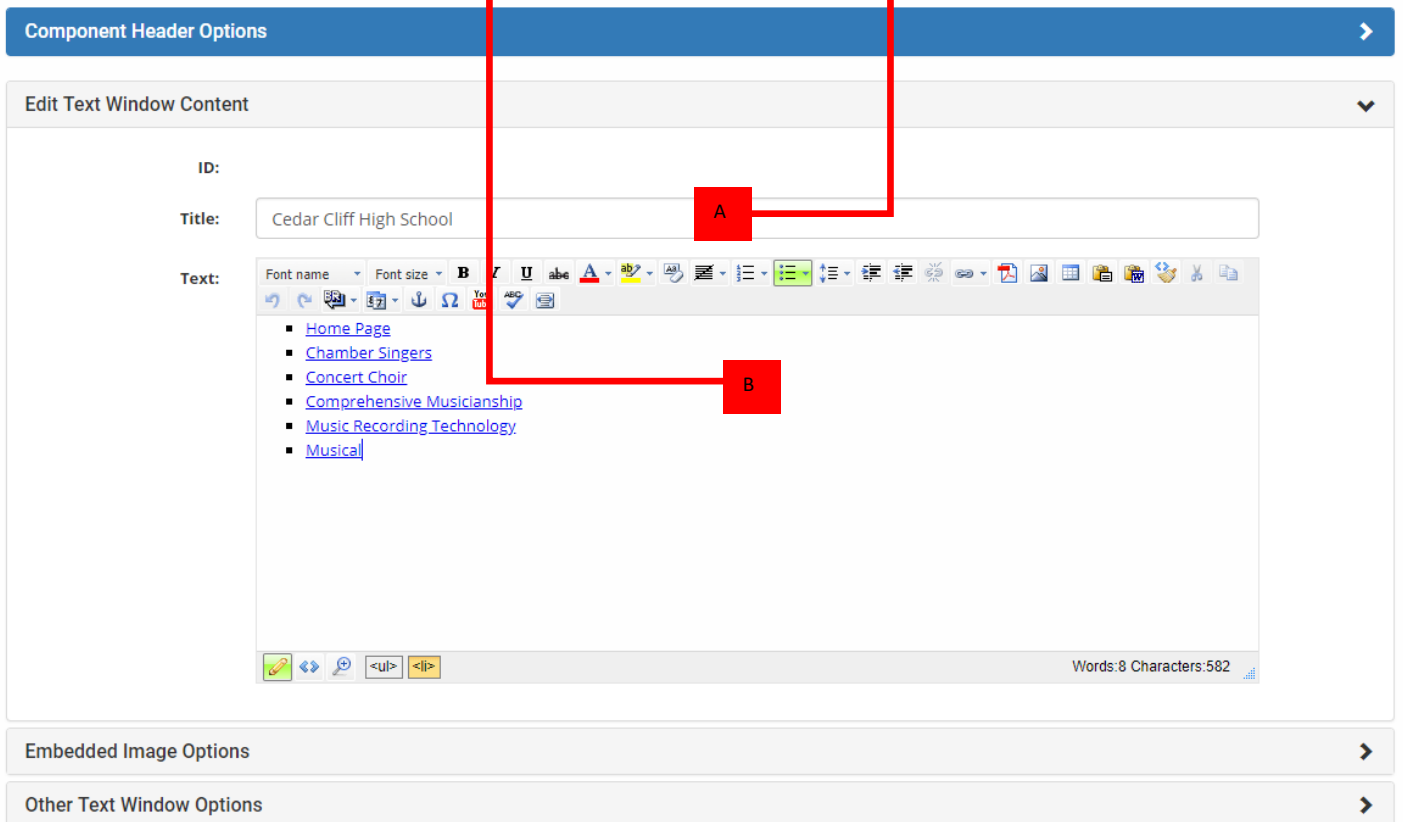
A screenshot of a public-facing web component for Cedar Cliff High School. It features a blue header with the school's name and a list of navigation links below it. A red box labeled 'A' highlights the header, and another red box labeled 'B' highlights the list of links.

Cedar Cliff High School

- Home Page
- Chamber Singers
- Concert Choir
- Comprehensive Musicianship
- Music Recording Technology
- Musical

User Side

Manage Text Window



A screenshot of the 'Manage Text Window' user interface. It shows a blue 'Component Header Options' bar at the top. Below it is a section for 'Edit Text Window Content' with a title field containing 'Cedar Cliff High School' and a text area containing the same list of links as the public side. A red box labeled 'A' highlights the title field, and another red box labeled 'B' highlights the text area. The interface also includes 'Embedded Image Options' and 'Other Text Window Options' sections at the bottom.

Component Header Options >

Edit Text Window Content ▾

ID:

Title: Cedar Cliff High School A

Text:

- Home Page
- Chamber Singers
- Concert Choir
- Comprehensive Musicianship
- Music Recording Technology
- Musical

Words: 8 Characters: 582

Embedded Image Options >

Other Text Window Options >

Save Cancel