


Timberstone Junior High Summer Packet for incoming 5th graders.



Welcome to Timberstone!

This summer work includes a variety of skills that are important in 6th grade math. Please take some time this summer to complete the packet. We will collect the packet the second week of school and go over all of the answers.

When completing the packet, you may use any resources available to help you with your work. Ask a parent or older sibling, review your skills using educational websites like Khan Academy or Math Playground. You can even review with your friends! We would like to see all of your work, so if needed, use extra notebook paper and staple it to the back of your packet. You can even check your work with a calculator as long as we see your handwritten work.

If you have any questions, you can contact Mrs. Kasee via email @ jkasee@sylvaniaschools.org.

We hope you have a great summer and look forward to a great school year!

Happy Calculating!

Mrs. Gust

Mrs. Kasee

Mrs. Turnbell

Addition

Find the sum of the two numbers in each problem.
Show all work.

Example:

$$\begin{array}{r} 11 \\ 448 \\ + 188 \\ \hline 636 \end{array}$$

$$\begin{array}{r} 1. \quad 652 \\ + 345 \\ \hline \end{array}$$

$$\begin{array}{r} 2. \quad 203 \\ + 525 \\ \hline \end{array}$$

$$\begin{array}{r} 3. \quad 726 \\ + 268 \\ \hline \end{array}$$

Decimal Addition:

Remember to line up the decimals before adding. Bring the decimal straight down in your answer.

$$\begin{array}{r} 4. \quad 7.75 \\ + 1.46 \\ \hline \end{array}$$

$$5. \quad 51.4 + 2.86$$

$$6. \quad .1274 + 8.25$$

Subtraction

Find the difference between the two numbers in each problem. Show all work.

Example:

$$\begin{array}{r} 313 \\ 748 \\ - 218 \\ \hline 525 \end{array}$$

$$\begin{array}{r} 7. \quad 407 \\ - 198 \\ \hline \end{array}$$

$$\begin{array}{r} 8. \quad 7,007 \\ - 2,426 \\ \hline \end{array}$$

$$\begin{array}{r} 9. \quad 3,414 \\ - 1,218 \\ \hline \end{array}$$

Decimal Subtraction:

Remember to line up the decimals before subtracting. Bring the decimal straight down in your answer.

$$\begin{array}{r} 10. \quad 338.38 \\ - 149.27 \\ \hline \end{array}$$

$$11. \quad 80.401 - 44.23$$

$$12. \quad 75.89 - 9.4$$

Multiplication

Find the product of the two numbers in each problem. Show all work.

Example:

$$\begin{array}{r} 54 \\ \times 16 \\ \hline 324 \\ + 540 \\ \hline 864 \end{array}$$

13.

$$\begin{array}{r} 65 \\ \times 4 \\ \hline \end{array}$$

14.

$$\begin{array}{r} 42 \\ \times 8 \\ \hline \end{array}$$

15.

$$\begin{array}{r} 84 \\ \times 39 \\ \hline \end{array}$$

Decimal Multiplication:

Multiply as you would with whole numbers. Count the decimal places in each factor. The product (answer) has the same number of decimal places.

16.

$$\begin{array}{r} .13 \\ \times 70 \\ \hline \end{array}$$

17.

$$\begin{array}{r} 5.1 \\ \times 2 \\ \hline \end{array}$$

18.

$$\begin{array}{r} .108 \\ \times 2.5 \\ \hline \end{array}$$

Division

Find the quotient in each problem. If there is a remainder, state the remainders as R=__. Show all work. Feel free to use a separate sheet of paper.

19.

$$7 \overline{)591}$$

20.

$$12 \overline{)264}$$

21.

$$43 \overline{)2815}$$

Decimal Division:

If the divisor (outside number) is a decimal, you must move the decimal point (using multiplication) to the right until it becomes a whole number. Then, move the decimal in the dividend (inside number) the same number of times. Divide to find your answer (quotient).

Then, move the decimal straight up from the dividend to the quotient.

Remember, no remainders.

$$\begin{array}{r} \text{quotient} \\ \text{divisor} \overline{) \text{dividend}} \end{array}$$

22.

23.

24.

$$3 \overline{) 31.8}$$

$$.5 \overline{) 7.45}$$

$$.12 \overline{) 12.24}$$

Rounding

Underline the given place value. Look to the right. If this digit is 5 or greater, increase the underlined digit by 1. If the digit to the right is less than 5, keep the underlined digit the same.

Round to the nearest...

hundredth

0.547 → 0.55

Round to the nearest....

25. tenth
0.3479

26. hundredth
0.7553

27. whole number
3.268

28. ten
162.21

29. thousandth
0.0036

30. hundred
990.54

Compare using <, >, or =

1.2 ○ 1.20 1.2 = 1.20

Compare the decimals.

31. 0.205 ○ 0.21

32. 1.03 ○ 0.03

33. 0.04 ○ 0.050

34. 0.1 ○ 0.1000

35. 0.52 ○ 0.500

36. 0.41 ○ 0.405

Prime Number: A whole number greater than 1 that has only two factors, 1 and itself.
Examples: 2, 3, 5, 7, 11, 13, 17, and 19 are all prime numbers.

Composite Number: A whole number greater than 1 that has more than two factors.
Example: 8 is a composite number since its factors are 1, 2, 4, 8.

Determine if the following numbers are prime or composite. If the numbers are composite, please list all of the factors.

37. 27: _____

38. 39: _____

39. 43: _____

40. 49: _____

Exponents

A way to show repeated multiplication by the same factor is to use an exponent. In this example: $2^3 = 2 \times 2 \times 2 = 8$. The small raised three is the exponent. It tells how many times the number 2, called the base, is multiplied by itself.

Solve the following expressions by writing the expanded notation (repeated multiplication) and find the value.

41. 6^2

42. 2^6

43. 3^4

44. eight squared

45. five cubed

Greatest Common Factor

The greatest factor that two or more numbers have in common (GCF).

1. List all the factors of **four** in order
2. List all the factors of **twenty** in order
3. List the common factors
4. Write the greatest common factor

Finding Common Factors:

4: 1, 2, 4

20: 1, 2, 4, 5, 10, 20

Common Factors: 1, 2, 4 GCF= 4

List all the factors for each number. Circle the common factors.

46. 18 : _____

30 : _____

Common Factors: _____ Greatest Common Factor: _____

47. 60 : _____

45 : _____

Common Factors: _____ Greatest Common Factor: _____

48. 23: _____

29: _____

Common Factors: _____ Greatest Common Factor: _____

49. 56: _____

72: _____

Common Factors: _____ Greatest Common Factor: _____

Least Common Multiple

The smallest nonzero multiple that two or more numbers have in common.

1. List the first 6 multiples of 4
2. List the first 6 multiples of 6
3. List the common multiples
4. Write the least common multiple.

Finding Common Multiples:

4: 4, 8, 12, 16, 20, 24

6: 6, 12, 18, 24, 30, 36

Least Common Multiple= 12

50. 8 : _____

12 : _____

Common Multiples: _____ Least Common Multiple: _____

51. 7 : _____

11 : _____

Common Multiples: _____ Least Common Multiple: _____

52. 25 : _____

10 : _____

Common Multiples: _____ Least Common Multiple: _____

53. 24 : _____

36 : _____

Common Multiples: _____ Least Common Multiple: _____

Area and Volume

The number of square units needed to cover a region is the area. (square units)

The amount of space inside a solid figure is the **volume** of the figure. (cubic units)

Formulas

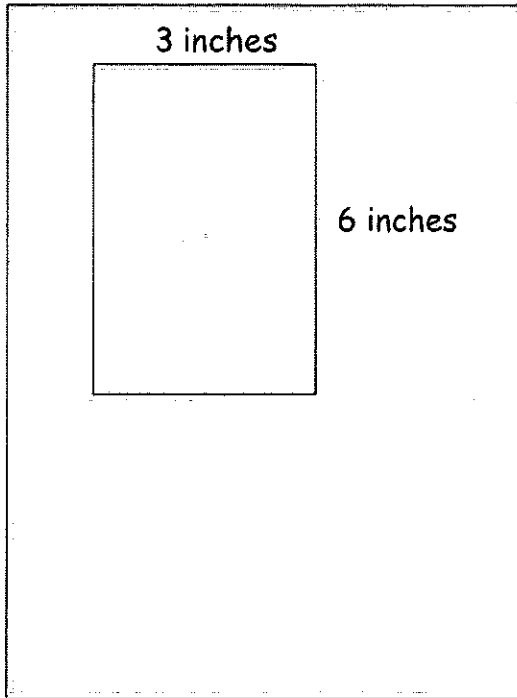
Area of a rectangle:

$$l \times w$$

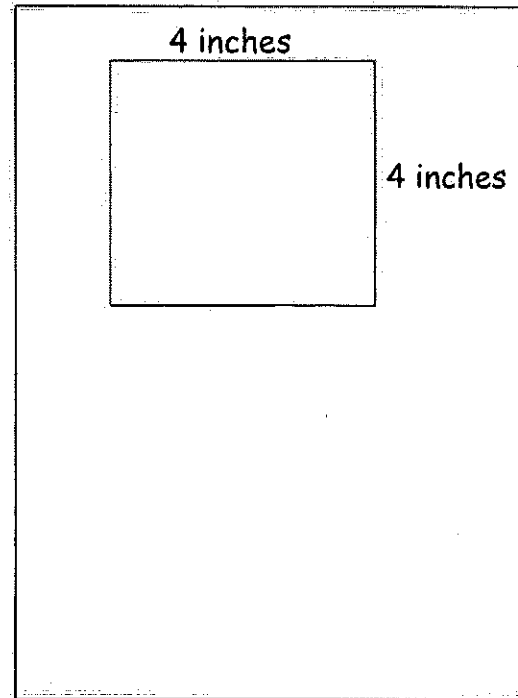
Volume of a rectangular prism:

$$l \times w \times h$$

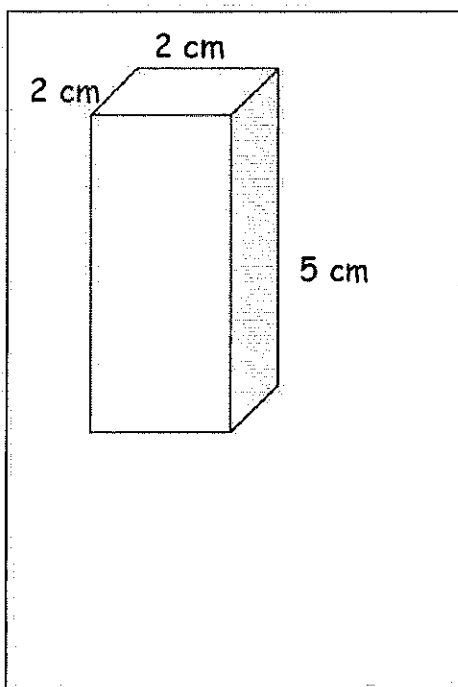
54. Find the area of the figure below.



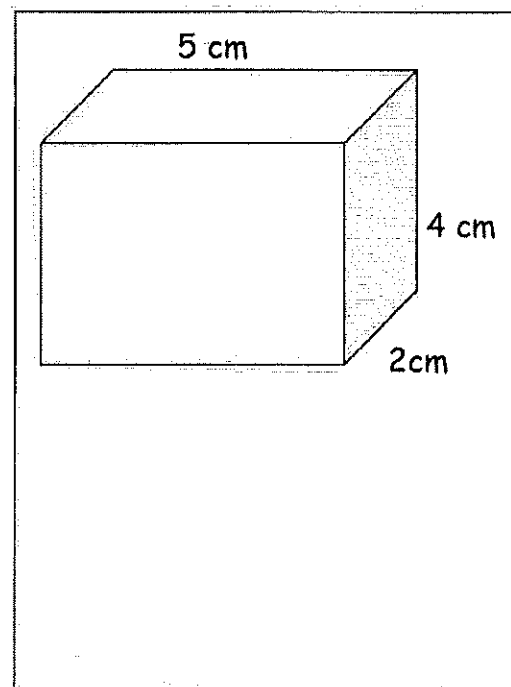
55. Find the area of the figure below.



56. Find the volume of the figure below.



57. Find the volume of the figure below.



Comparing Fractions

Compare each pair of numbers. Write the correct comparison symbol ($<$, $>$, $=$) in each circle. Make sure you have common denominators before comparing numerators.

Example:

$$\begin{array}{ccc} \frac{1}{3} & \bigcirc & \frac{3}{4} \\ \downarrow & & \downarrow \\ \frac{4}{12} & & \frac{9}{12} \end{array}$$

58.

$$\frac{3}{8} \bigcirc \frac{5}{8}$$

59.

$$\frac{3}{4} \bigcirc \frac{3}{8}$$

60.

$$\frac{1}{2} \bigcirc \frac{4}{8}$$

61.

$$\frac{3}{7} \bigcirc \frac{1}{4}$$

62.

$$\frac{3}{5} \bigcirc \frac{5}{6}$$

63.

$$\frac{7}{8} \bigcirc \frac{3}{4}$$

Ordering Fractions

Order the following fractions from least to greatest.

64.

$$\frac{3}{8} \quad \frac{5}{8} \quad \frac{4}{8} \quad \frac{2}{8} \quad \frac{7}{8}$$

65.

$$\frac{1}{5} \quad \frac{4}{5} \quad \frac{1}{10} \quad \frac{6}{10} \quad \frac{7}{10}$$

66.

$$\frac{1}{2} \quad \frac{1}{4} \quad \frac{1}{6} \quad \frac{1}{3} \quad \frac{1}{5}$$

67.

$$\frac{1}{2} \quad \frac{5}{16} \quad \frac{30}{64} \quad \frac{3}{8} \quad \frac{9}{32}$$

Order of Operations

Solve the following problems. Show your work. Be sure to follow the order of operations.

Parenthesis

Exponents

Multiplication or Division: Which ever comes first from left to right.

Addition or Subtraction: Which ever comes first from left to right.

Example: $8 - 4 \div 2 + 2 =$
 $8 - 2 + 2 =$
 $6 + 2 =$
 8

68. $15 \times 8 - 3 =$

69. $36 \div 4 \times 3 =$

70. $(30 + 8) \times 6 - 1 =$

71. $(30 + 8) \times (6 - 1) =$

72. $(29 - 18) + 14 \div 2 + 6 =$

73. $64 \div 8 \times 2$

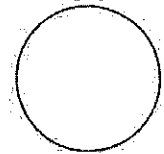

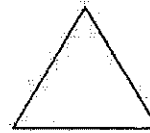
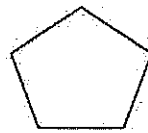

74. $36 - 5(16 - 11) =$

75. $25 + 18 \div 6 - 1 =$

76. $24 + 6^2 - 1^4 =$

Geometry-Who am I?

Use the following shapes to answer the questions below.



77. I am a 2 dimensional shape that has four sides. I have four 90 degree angles. I have two sets of parallel lines. I also have two sides that are one length, and my other two sides are a different length.

Who am I? _____

78. I am a 2 dimensional shape that has three acute angles. All of my sides are the same length. I have no parallel sides.

Who am I? _____

79. I am a 2 dimensional shape that has four sides. I have two obtuse angles and two acute angles. I have two different sets of parallel sides. I also have two sides that are one length, and my other two sides are a different length.

Who am I? _____

80. I am a 2 dimensional shape that has 5 obtuse angles. I do not have any sides that are parallel.

Who am I? _____

81. I am a 2 dimensional shape that has four 90 degree angles. I have four sides that are all the same length. I have two different sets of parallel lines.

Who am I? _____

82. I am a 2 dimensional shape. My perimeter is also known as a circumference.

Who am I? _____

Simply Fractions

Simplify the following fractions. If the fractions are improper, change them to mixed numbers then simplify.

83.

$$\frac{14}{28}$$

84.

$$\frac{15}{55}$$

85.

$$\frac{12}{51}$$

86.

$$\frac{34}{48}$$

87.

$$\frac{17}{4}$$

88.

$$\frac{80}{25}$$

Adding Fractions and Mixed Numbers

Add the following fractions. Make sure you have common denominators before adding. Remember, you only add the numerator (top number) and you keep the denominator (bottom number) the same! Simplify your final answers.

Example:

$$\begin{array}{r} \frac{1}{3} + \frac{1}{5} = \\ \downarrow \quad \downarrow \\ \frac{5}{15} + \frac{3}{15} = \frac{8}{15} \end{array}$$

89.

$$\frac{6}{10} + \frac{3}{10} =$$

90.

$$2\frac{3}{8} + 1\frac{2}{8} =$$

91.

$$\frac{1}{9} + \frac{5}{6} =$$

92.

$$\frac{1}{12} + 1\frac{2}{3} =$$

Subtracting Fractions

Subtract the following fractions. Make sure you have common denominators before subtracting. Remember, you only subtract the numerator (top number) and you keep the denominator (bottom number) the same! Simplify your final answers.

93.

$$\frac{5}{6} - \frac{3}{6} =$$

94.

$$2\frac{8}{12} - 1\frac{3}{12} =$$

95.

$$\frac{7}{10} - \frac{2}{4} =$$

96.

$$3\frac{4}{5} - \frac{1}{4} =$$

Example:

$$\begin{array}{r} \frac{5}{6} - \frac{1}{3} = \\ \downarrow \quad \downarrow \\ \frac{5}{6} - \frac{2}{6} = \frac{3}{6} = \frac{1}{2} \end{array}$$

Multiplying Fractions

Multiply the following fractions. Multiply the numerators; then multiply the denominators. Simplify, if necessary.

97.

$$\frac{3}{4} \times \frac{1}{3} =$$

98.

$$\frac{2}{3} \times \frac{5}{8} =$$

99.

$$\frac{1}{3} \times \frac{2}{5} =$$

100.

$$\frac{7}{8} \times 2 =$$