

South Fayette Township School District



Quality Profile

2023-2024

Nearly 3,500
Students K-12

(doubled since 2000)

Elementary: K-2

Intermediate: 3-5

Middle: 6-8

High: 9-12

Top 5 Percent
in the State

98% Graduation Rate

16:1 Student Teacher Ratio

South Fayette Township School District

Approximately
21 Square Miles

Allegheny County near
the Bridgeville exit of
Interstate 79

District of the Decade

2011-2021 by the

Pittsburgh Business Times

Future-Focused
Student-Centered
Innovation-Driven

Quality Profile

How does the South Fayette Township School District monitor our success and growth?

What data does the District analyze to plan for continued growth and improvement?

What are the indicators for students, families, school leaders, board members, and community members to share to tell the District's story of being future-focused, student-centered, and innovation-driven?

South Fayette Township School District: Quality Profile

Indicators of school quality were gathered regarding the school's achievements, academic programs, faculty qualifications, student achievements, extracurricular opportunities, facilities, and other unique features that contribute to our school district's ongoing quality.

In addition to gathering existing data, a teacher and student survey were created that aligns with perception data. These surveys will become annual data points to continually gauge our areas for growth and improvement.

The indicators include four areas that we believe contribute to the quality of a school district.

Teachers and Leadership
Academic Learning

School Culture
Engagement in School and Community

The data collected through these measures will be utilized for continuous feedback and improvement. The data and feedback collected through this process will be shared and analyzed with the administration, faculty and staff, and school board.

Indicators of School Quality

1. Teachers & Leaders

2. School Culture

3. Academic Learning

4. Engagement in School and Community

Indicator I – Teachers and Leaders

**Are skilled teachers working together
with supportive administrators?**

IA: Professional Qualifications:

How well prepared are teachers to deliver high quality instruction?

IB: Effective Leadership:

How effectively do school leaders support quality instruction?

Indicator 2 – School Culture

Is there a safe and nurturing academic environment?

2A: Student Emotional and Physical Safety: In what ways does the School District maintain the emotional and physical safety and wellbeing at the campus?

2B: Student Sense of Belonging: How connected do students feel to their peers, school personnel, and their school community?

2C: Appreciation for Diversity: In what ways does the District support the celebration of Lion Learners and their families?

Indicator 3 – Academic Learning

**Are students developing academic dispositions
and content knowledge?**

3A: Overall Performance:

How does the District assess Lion Learner achievement and learning?

Indicator 4 – Engagement in School and Community

Are students engaged in meaningful school and community activities?

4A: Engagement in School and Outside Activities:

In what ways are Lion Learners involved in their school, community, and/or society?

4B: Participation in Creative and Performing Arts:

How often are students given the opportunity to participate in creative or performing arts?

The background is a solid teal color. In the top-left corner, there is a large white curved shape that resembles a thick, partial arc. In the bottom-right corner, there is a similar white curved shape, also a thick, partial arc, mirroring the one in the top-left.

Quality Profile

Indicators

Indicator I – Teachers and Leaders

**Are skilled teachers working together
with supportive administrators?**

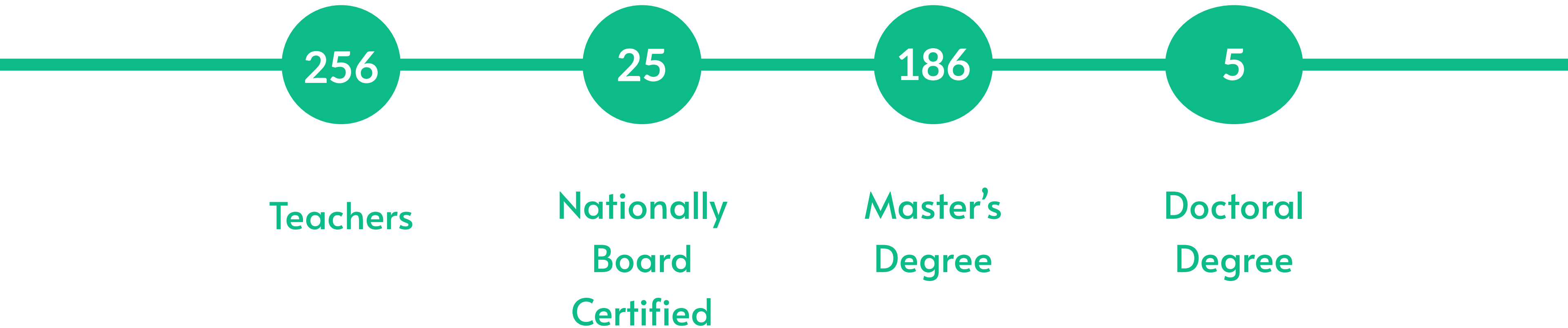
IA: Professional Qualifications:

How well prepared are teachers to deliver high quality instruction?

IB: Effective Leadership:

How effectively do school leaders support quality instruction?

Highly Qualified Educators



Effective School Leaders

127

District Involvement:
Committee Work or
Lead Colleagues in
Initiatives or
Programs

100

School Sponsors
or
Athletic Coaches

196

Belong to
Professional
Educational
Associations or
Organizations

South Fayette Lion Educators – Leadership Positions in Professional Educational Organizations

- PA Teach Plus: Senior Fellow, Teacher Leader, Policy Fellow
- Founding member of Pittsburgh Region's Teaching is My Favorite Color
- WPIAL Steering Committee Member – Track & Field/Cross Country
- PIAA Official – Track & Field and Cross Country
- Literacy Pittsburgh – ESL Teacher for Adult Learners (Spanish and Portuguese)
- Southwestern PA Academic League Treasurer
- College Board: Mentor, AP Exam Reader, and Consultant
- South Fayette Education Association Executive Board and Building Representatives
- PSEA Board of Directors
- Western Region President ACSHIC Trustee
- Past President PSCA, Past President ACSCA, Recognition Chair PSCA
- PSEA Pace Chair, Founding/Organizing Member of ELATE
- School Director for South Park School District
- PGTAOSA – Parliamentarian and Site Host, AOSA, Certified Teacher Educator
- National Association for Student Activities Education and Engagement Coordinator
- Pennsylvania Association of Student Councils Assistant Executive Director and Advanced Summer Leadership Camp Co-Director
- Pennsylvania ASCD Executive Board Member
- Pennsylvania Coordinator for the US Senate Youth Program
- National Board for Professional Teaching Standards (NBPTS): Scoring Director, Trainer, Assessor
- Educational Testing Service Physics Consultant
- College Board: AP Reader, AP Table Leader, AP Summer Institute (APSI) Teacher
- TSA Region 6 Coordinator
- Project Invent Fellow
- Pactful Teacher Ambassador
- Penn HOSA Teacher Advisory Council
- String Content Area Representative PMEA District I
- Personalized Learning Ambassador for Remake Learning.
- PBIS Coach
- Past President for PMEA District I and PMEA State Board Member

Grants Received by South Fayette Lion Educators

- Mini Grant for BotsIQ Competition \$200
- SF Education Association \$975
- Discover Dairy \$796
- Western PA Regional Science Bowl Competition \$900
- Tanger Kids 5th Grade Media Club A/V Equipment \$500
- SF Education Association - flexible seating \$400
- SF Education Association \$350
- P3R (Kids of Steel)
- Book Grant for W.O.W, Pixton
- Be the Kind Kid Campaign \$300
- SFIS Kids of Steel program \$250
- South Fayette Foundation for Excellence \$19,043.30 in grants awarded to 28 Lion Educators for classroom programs, projects, and resources including:
 - Flexible Seating
 - Concert Attendance
 - Classroom Supplies
 - Art/Music Festival Attendance
 - Instructional Supplemental Resources

South Fayette Lion Educator Presentations 2023-2024

- SAP Presentation to Faculty
- AP Presentation to Community Members
- Mentor and Consultant for AP Biology Workshops for College Board
- Effective Problem Solving to the Faculty and Staff
- Power School to Faculty and Staff
- Universal Design and Data Science to the Faculty and Staff
- World of Work and RIASEC
- Orton-Gillingham strategies to Faculty and Staff
- Acadience Data and Training to Elementary Faculty and Staff
- Champions of Hope Presentation to Faculty and Staff
- National Association for Student Activities
- Compassion Workshop for Students Across the United States
- NASSP Presentation for Student Mental Health Network
- The Leadership Challenge for Administrators
- TRET - FLAG, PBLs, Design Bootcamp, Planting Seeds for Data Science
- IXL Diagnostics to Math Faculty and Staff
- National Board Certification for the AYA Science Certificate for the National Board For Professional Teaching Standards (NBPTS)
- ISTE Presentations PBLs, Ciena Solutions Challenge
- PPG Marketing Design Team
- Incorporating World of Work into STEAM at PETE&C
- eSports at Pennsylvania's SAS Conference
- NAPE
- Antisemitism and Other Forms of Hate
- Human-Centered Design for the Learning Institute

Indicator 2 – School Culture

Is there a safe and nurturing academic environment?

2A: Student Emotional and Physical Safety: In what ways does the School District maintain the emotional and physical safety and wellbeing at the campus?

2B: Student Sense of Belonging: How connected do students feel to their peers, school personnel, and their school community?

2C: Appreciation for Diversity: In what ways does the District support the celebration of Lion Learners and their families?

2023-24 South Fayette Grades 6-12 Student Survey

Emotional and Physical Safety and Well-Being

	Strongly Agree	Agree	Neutral	Disagree	Strongly Disagree
When I have been on a school bus, I feel safe.	506	734	275	23	12
When I am in my classrooms, I feel safe.	586	770	182	13	4
When I am in the lunchroom, I feel safe.	547	767	211	22	3
When I am in my school, I feel safe.	565	759	204	20	4
When I am at extracurricular or afterschool activities, I feel safe.	606	739	195	6	4
I know how to report a legitimate concern in my school setting on the Safe2Say Something reporting system (S2SS).	395	668	319	110	55
If there was a critical incident or emergency at my school, I know what to do through the ALICE trainings we have had.	507	756	245	28	14
I know that if there is an unsafe situation, there are trusted adults who will help me.	612	775	152	9	6

2023-24 South Fayette Grades 6-12 Student Survey

Student Sense of Belonging: Peers

	Strongly Agree	Agree	Neutral	Disagree	Strongly Disagree
Most of my peers show genuine interest in getting to know me and including me during the school day.	359	713	394	70	19
I feel that peers in my school treat me with respect.	349	796	348	46	14
I generally feel welcomed and treated kindly by other students at my school.	385	758	350	48	14
My peers recognize and appreciate my talents and abilities.	331	739	399	70	14
My peers help and encourage me to do my best.	354	744	389	51	16
I feel that I have trusted peers who I can turn to for help.	565	724	213	36	13

2023-24 South Fayette Grades 6-12 Student Survey:

Student Sense of Belonging: Adults

	Strongly Agree	Agree	Neutral	Disagree	Strongly Disagree
Most of my teachers show genuine interest in getting to know me.	394	700	374	73	13
I feel respected by teachers at my school.	520	752	248	31	4
I feel that I have trusted adults in my school who I can turn to for help which may include teachers, club sponsors, coaches, counselors, administrators, etc.	563	729	220	36	7
I generally feel welcomed and treated kindly by teachers at my school.	543	786	208	11	5
My teachers recognize and appreciate my talents and abilities.	403	759	353	37	7
My teachers believe in me and help me to do my best.	516	770	246	14	7

2023-24 South Fayette Grades 6-12 Student Survey

Student Sense of Belonging: School

	Strongly Agree	Agree	Neutral	Disagree	Strongly Disagree
I feel connected to my school community.	346	702	403	76	24
I feel that students and families are treated with respect in my school.	392	831	292	29	8
I feel that our school cares about students and is willing to support them and their needs as appropriate.	429	806	267	35	16
I generally feel that students and their families are welcome in our schools and school activities.	480	834	221	15	2
I feel that students like me are recognized and accepted for their talents and abilities at my school.	385	773	335	41	17
My school creates opportunities for me to be prepared for my future.	484	762	263	35	4

South Fayette's Appreciation for Diversity

Opportunities Available to Lions

- SHOUT: Middle and High School Chapters
- Uncommon Conference
- Eradicate Hate Conference
- Garba Dance
- Cultural Displays and Recognition
- Educational Cultural Communication
- Cultural Dress Day
- Chill Room: Middle and High School
- Mental Health Press Conference
- RIASEC Inventory in Grades Kindergarten-8

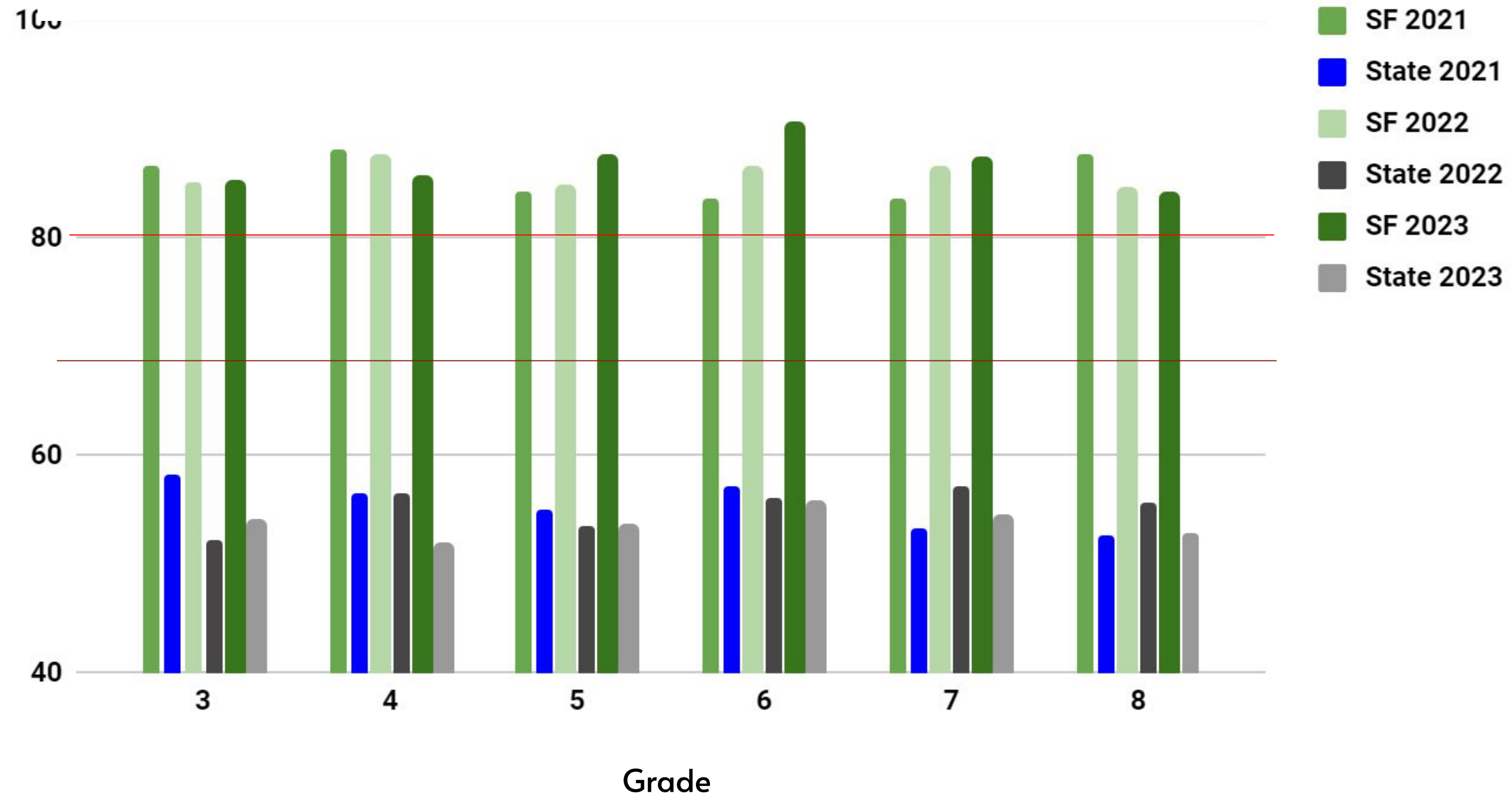
Indicator 3 – Academic Learning

**Are students developing academic dispositions
and content knowledge?**

3A: Overall Performance:

How does the District assess Lion Learner achievement and learning?

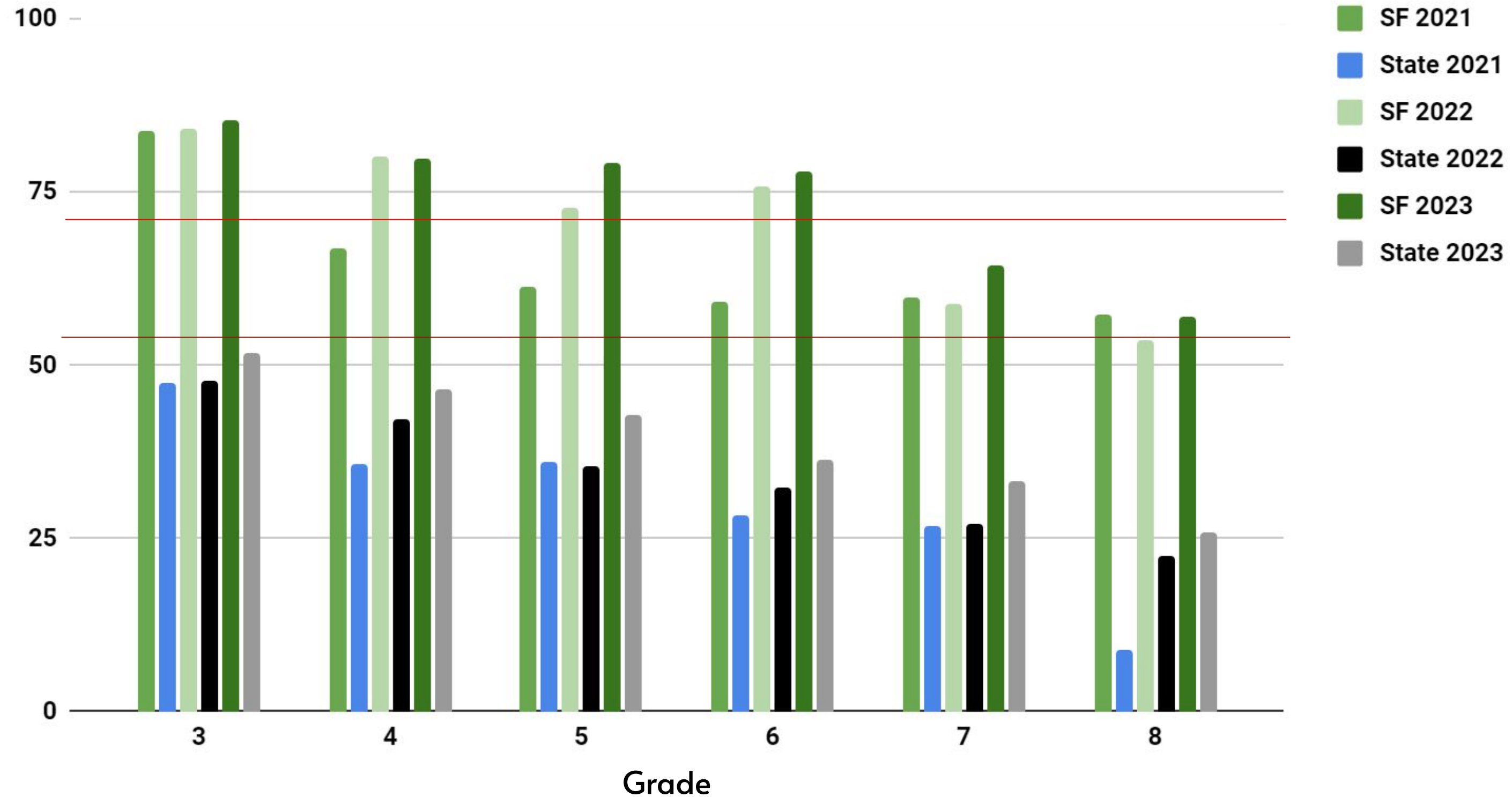
% Proficient and Advanced English Language Arts



2033
Target of
81.1%

2023
Target of
69.1%

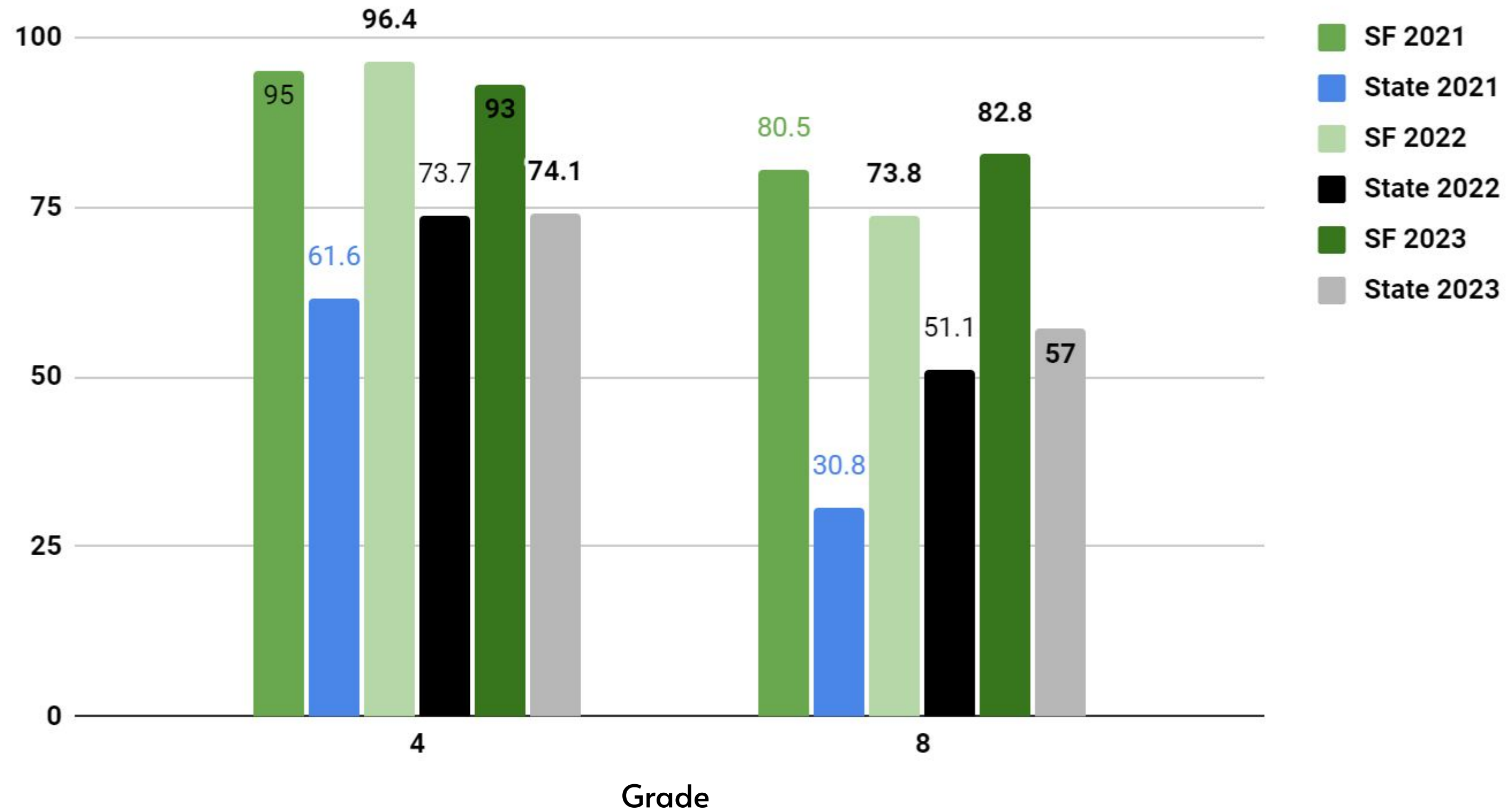
% Proficient and Advanced Mathematics



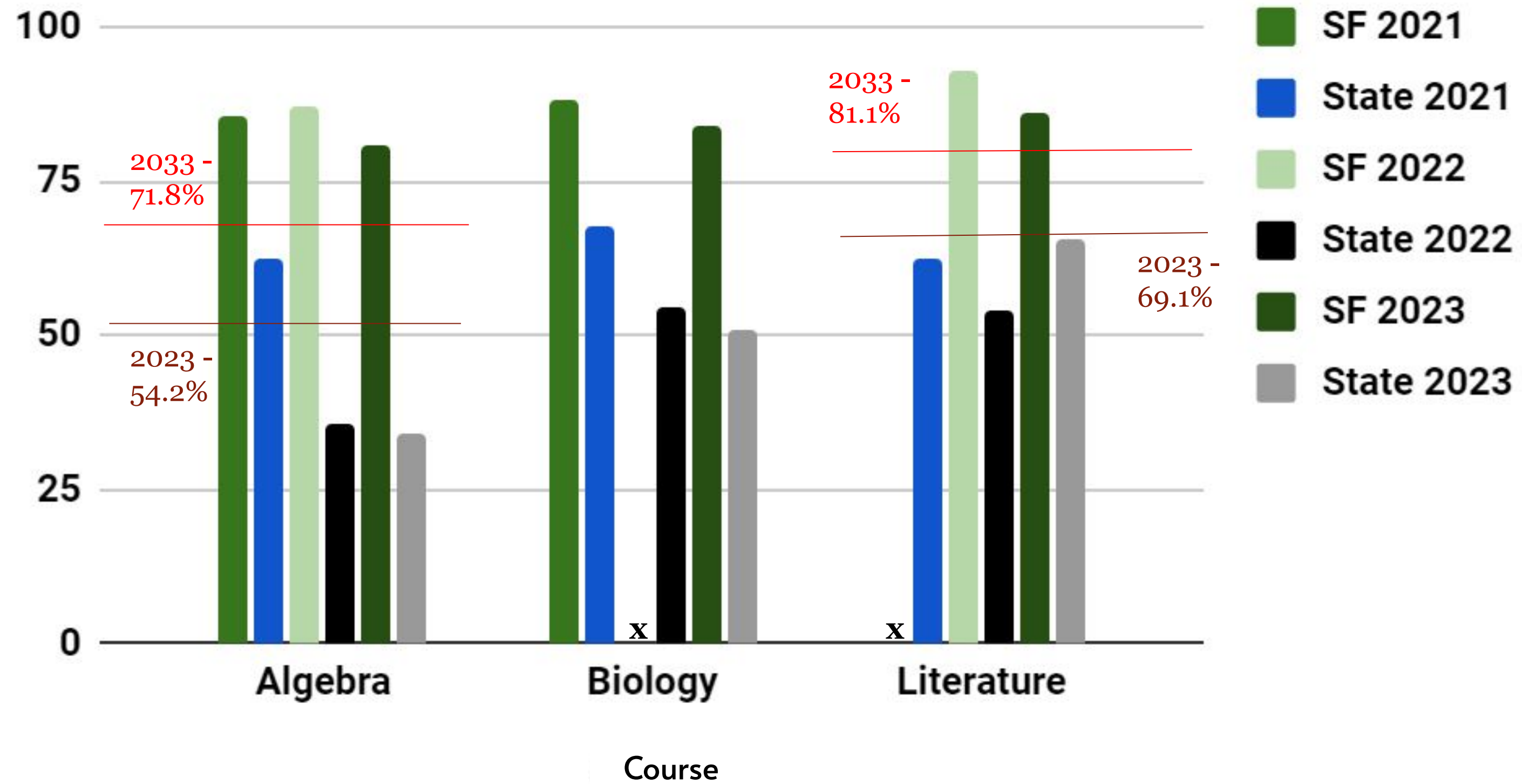
2033
Target of
71.8%

2023
Target of
54%

% Proficient and Advanced Science



% Proficient and Advanced - Keystones



AP Data from 2018-2023

South Fayette High School

	2018	2019	2020	2021	2022	2023
Total AP Students	157	217	208	227	249	273
Number of AP Exams	402	483	464	524	581	696
AP Students with Scores 3+	130	181	184	178	201	216
% of Total AP Students with Scores 3+	82.8	83.4	88.5	78.4	80.7	79.2

SAT Cohort Data

Class of 2022

Total Number	Total	ERW	Math
196 Test Takers	1204	597	607
State Average	1091	551	540
National Average	1050	529	521

*196 Test Takers

Class of 2023

Total Number	Total	ERW	Math
180 Test Takers	1231	609	622
State Average	1078	547	531
National Average	1028	520	508

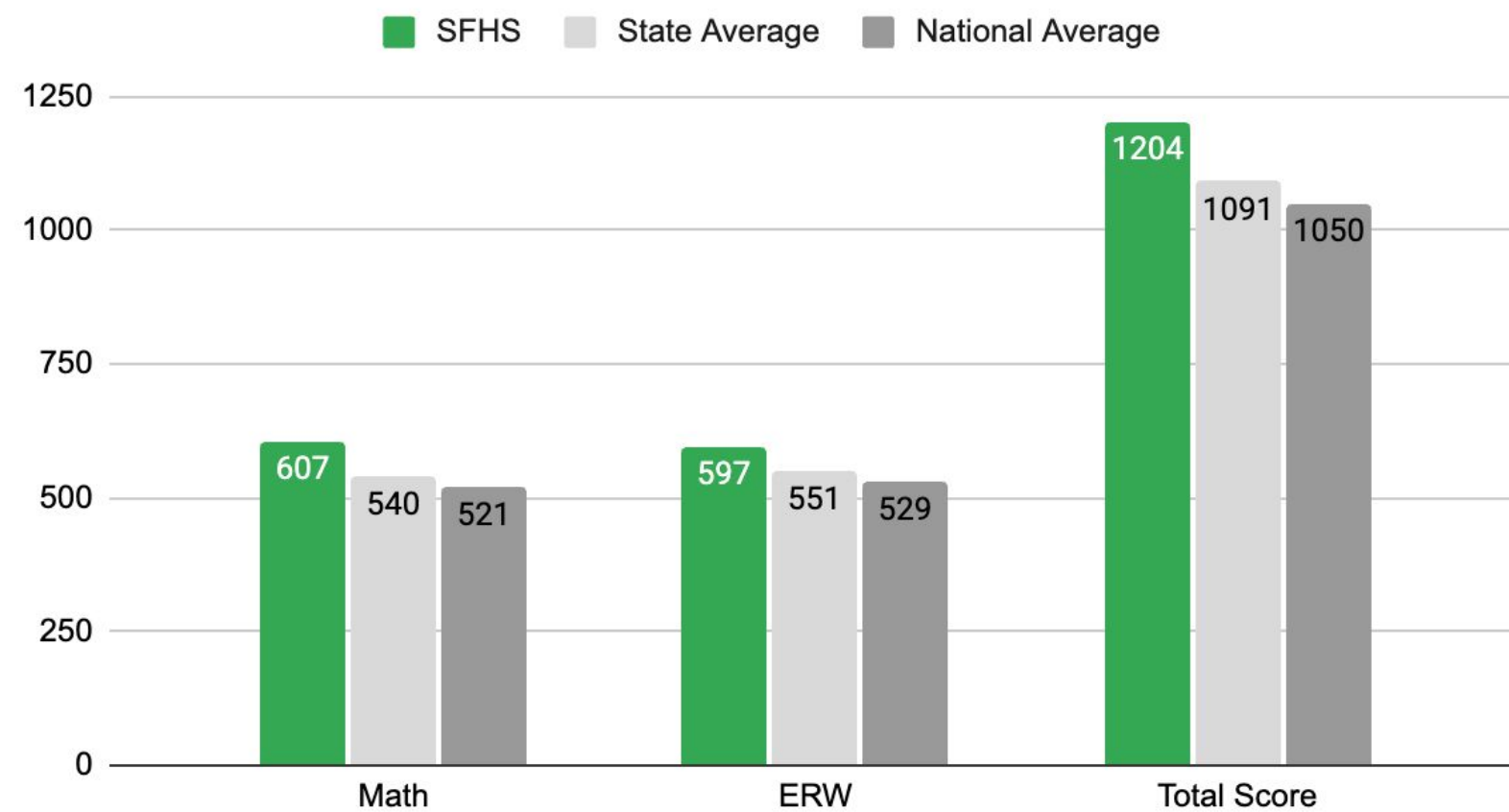
*180 Test Takers

ACT Cohort Data – Class of 2023

	Composite	Math Mean Score	Science Mean Score	STEM Mean Score	English Mean Score	Reading Mean Score	Writing Mean Score	ELA Mean Score
South Fayette	26.2	26.3	25.2	26.0	25.9	27.2	7.6	22.5
National Average	19.5	19.0	19.6		18.6	20.1		

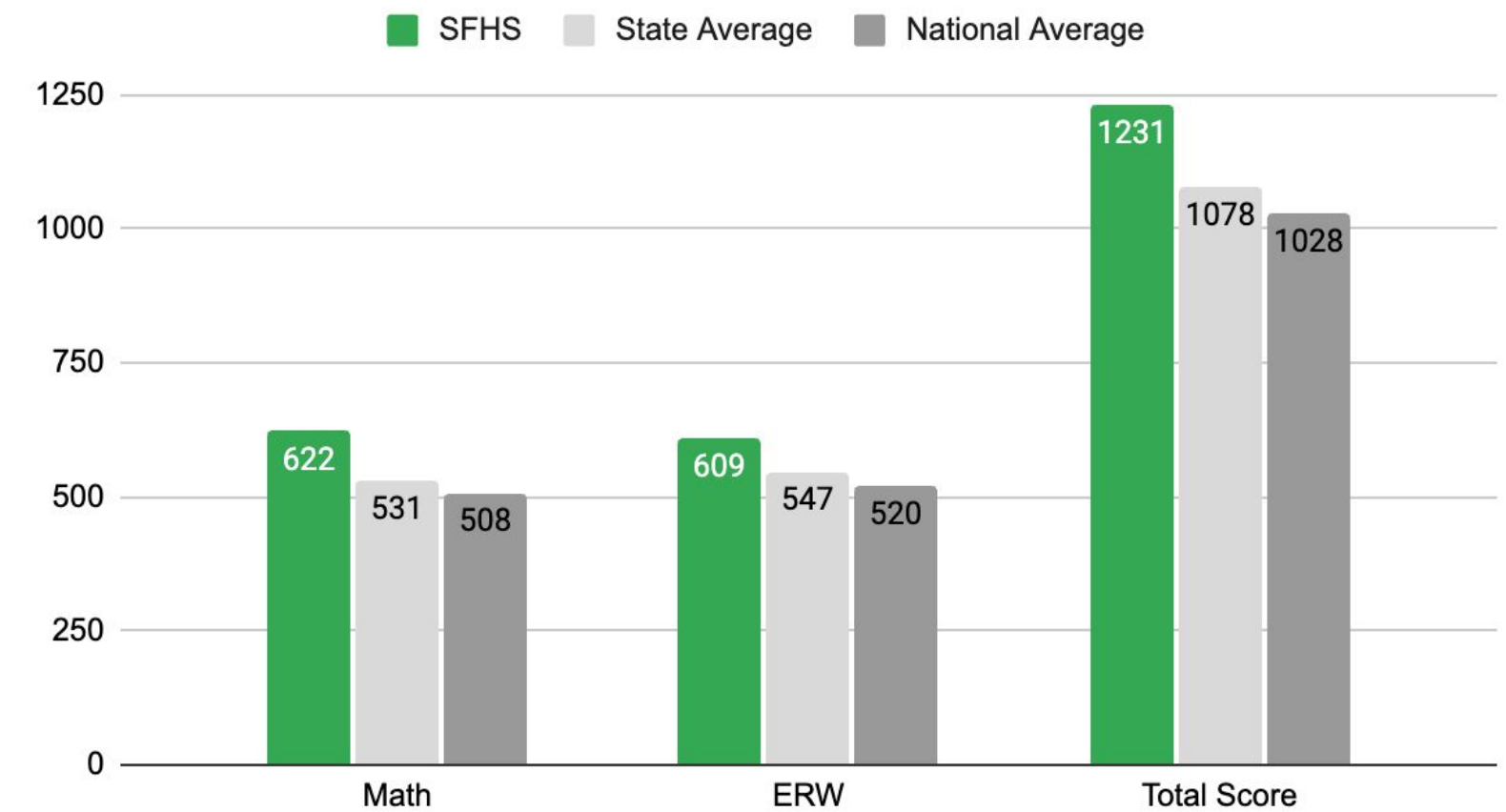
SAT Cohort Data

SAT Cohort Data - Class of 2022



***196 Test Takers**

SAT Cohort Data - Class of 2023



***180 Test Takers**

Class of 2024 Post Secondary Plans

Apprenticeship 3	Trades 3	Employment 14	Gap Year 7
Associate's Degree 14	Bachelor's Degree 224	Military 3	Unsure 2

Data collected from Senior Class Self Report on Senior Exit Survey in Naviance.

< 2024 Assessment Rankings >

***Pittsburgh Business Times* (based on three years of state assessments)**

- 4th in the region in 2024 (up from 6th in 2023)
- 7th in the State in 2024

Grade Level Rankings in the Region						
High School	8th grade	7th Grade	6th Grade	5th Grade	4th Grade	3rd Grade
2nd	7th	6th	3rd	7th	5th	6th

***Newsweek* Best High Schools Rankings (based on state assessments and data from AP tests)**

- 852nd in National Rankings
- 23rd in Pennsylvania High Schools
- 8th Pittsburgh, PA Metro Area High Schools

Indicator 4 – Engagement in School and Community

Are students engaged in meaningful school and community activities?

4A: Engagement in School and Outside Activities:

In what ways are Lion Learners involved in their school, community, and/or society?

4B: Participation in Creative and Performing Arts:

How often are students given the opportunity to participate in creative or performing arts?

Student Engagement

Middle School

419 of 704 Involved in at Least
One School Club or Activity



335 of 704 Involved in at Least
One School Sport

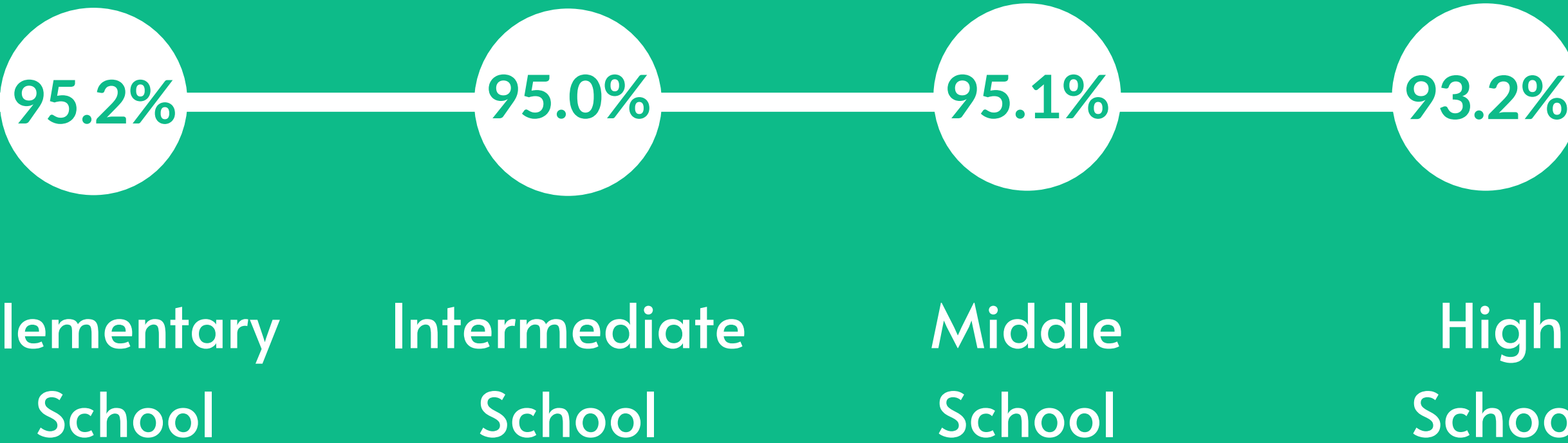
High School

556 Of 859 Involved in at Least
One School Club or Activity



458 of 859 Involved in at Least
One School Sport

Lion Learner Attendance



Chorus Participation:

Classes and After School

- 5th grade Choir and Orff Ensemble
 - 1st semester - 37
 - 2nd semester - 60
- 6th Grade Chorus - 51
- 7th Grade Chorus - 100
- 8th Grade Chorus - 152
- SFMS Chamber Choir - 34
- SFHS Select Choir - 24
- SFHS Concert Choir - 11

Band Participation

- 6th Grade Band - 34
- 7th Grade Band - 16
- 8th Grade Band - 27
- Middle School Jazz Ensemble - 20
- HS Jazz Ensemble - 40
- Concert Band - 54
- Wind Ensemble - 21
- Little Green Machine - 85

Orchestra/Strings Participation

Classes and After School

- 3rd Grade Strings Lessons - 142
- 4th Grade Strings Lessons - 92
- 4th Grade After School Orchestra - 91
- 5th Grade Strings Lessons - 82
- 5th Grade After School Orchestra - 80
- 3rd-4th Grade Strings Summer Camp - 69
- 6th grade Strings - 70
- 7th Grade Strings - 38
- 8th Grade Strings - 36
- HS String Orchestra - 28

Musical/Drama Participation

Classes and After School

- 4th Grade Performing Arts Club (PAC) - 66
- 5th Grade Drama Club - 67
- Middle School Musical - 106
- High School Musical - 87

Musical Excellence: PMEA Festivals

	Chorus	Band	Orchestra
District Festival	4	3	5
Region Festival	3	1	3
State Festival	1	–	2
Honors Festival	–	1	2
Jr. High Festivals	–	4	8
Elementary Festivals	–	4	3

< Acknowledgements >

Much of the framework of this document was grounded in the work of professor Jack Schneider at the University of Massachusetts Lowell and a team of researchers, school leaders, and practitioners. Dr. Schneider presented at the spring 2023 Forum for Western PA Superintendents and shared the work that he was leading with the The Massachusetts Consortium for Innovative Education Assessment (MCIEA). MCIEA is a partnership of eight MA public school districts and their local teacher unions, joined together to create a fair and effective accountability system that offers a more dynamic picture of student learning and school quality than a single standardized test. MCIEA seeks to increase achievement for all students, close prevailing opportunity gaps among subgroups, and prepare a diversity of students for college, career, and life.

Our gratitude is extended to Jessica Webster and Rita Perez from Mid-Atlantic Equity Consortium (MAEC). Through their work in the South Fayette Township School District to support community and parent engagement, many conversations have prompted portions of this Dashboard. We are grateful for their expertise, resources, and willingness to discuss the contents of this data.