

How to Beat



the

Summer Slide

 ALL ABOUT *Reading*

 ALL ABOUT *Spelling*

How to Beat the Summer Slide

Hi, my name is Marie Rippel and I’m the author of the *All About Reading* and *All About Spelling* programs. Thanks for downloading my free e-book on beating the yearly summer slide!

Have you ever heard of the “summer slide”? On the following pages, I’ll define the dreaded summer slide along with 10 great ways to consciously provide learning opportunities throughout the summer and keep kids’ academic skills sharp throughout the summer.

As you read through this e-book, feel free to jot down any questions you may have. You can email us at support@allaboutlearningpress.com or call us at 715-477-1976. No question is too big or too small! We’re here to help.

I hope that this e-book provides helpful information as you work with your child to keep learning all summer long.

Make learning a joy!

Marie Rippel

Marie Rippel
Founder, All About® Learning Press, Inc.



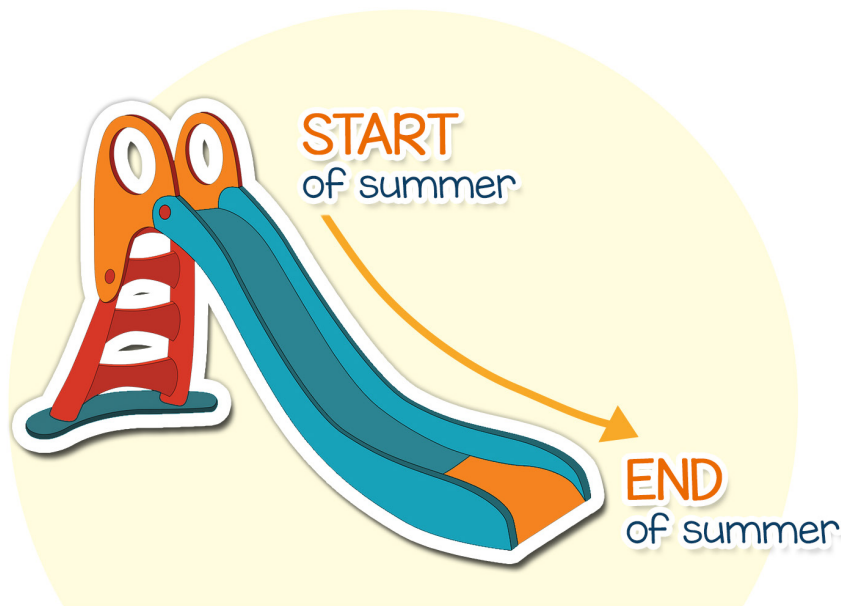
Table of Contents

1 - The Summer Slide.	3
2 - Set a Timer	4
3 - Cook Together.	5
4 - Learn with Magazines	6
5 - Visit Your Library.	7
6 - Discover Audio Books.	8
7 - Read Aloud	9
8 - Review with Activities	10
9 - Make Conversation.	11
10 - Enjoy a New Hobby	12
11 - Accelerate Learning	13
12 - What’s Next?	14

1 The Summer Slide

The summer slide is a decline in academic skills that can occur over the summer months when school isn't in session.

Although the summer slide may not affect every student, the general principle can be observed in all sorts of situations. Skills need to be practiced to ensure ongoing proficiency. For example, if your child plays the violin but stops practicing for three months, his skills will decline more than the skills of a child who continues to practice and play the violin over the summer, right?



Without Consistent Practice, Skills Decline

Here's the secret to preventing the summer slide: Promote learning all summer long. Don't panic! I'm not talking about year-round schooling (although for some homeschool families, year-round schooling may be a good solution).

I'm talking about consciously striving to provide learning opportunities throughout the summer to keep kids' academic skills sharp.

2 Set a Timer



If your child is able to read independently, make it a goal to read for 20 minutes every day. Daily independent reading will help your child build fluency and practice skills that are taught during the school year.

Reading for just 20 minutes a day may not seem like a lot, but the cumulative effect cannot be overstated. By reading aloud for just 20 minutes a day over a five-year period, your child will have the advantage of 600 hours of reading. But if your child skips reading over the summer, she's missing out on 150 hours of huge gains in vocabulary, comprehension, and background information during that same 5-year period!



Free Download

Looking for some ideas to help with summer reading? We've got you covered! Explore some engaging chapter books by following the link below.

<http://bit.ly/Chapter-Book-List>

$$\begin{array}{c} \text{20} \\ \text{Minutes} \end{array} \times \begin{array}{c} \text{5} \\ \text{Years} \end{array} = \begin{array}{c} \text{600} \\ \text{Hours} \end{array}$$

Don't forget to be a good example! Show your child that you also read. Motivation to read is most effectively developed when it is modeled. Let your child see that reading is important, whether it's reading a book for pleasure, reading to learn, or reading a recipe to make dinner!

3 Cook Together



By cooking together, you are helping your child develop a life skill. Learning family recipes and cooking alongside your child is something he will cherish for life. Cooking can also be a learning experience in reading, math, and even science!

Practice reading by asking your child to read the recipe aloud. Let your child read the ingredients and recipe aloud as you work together to create a dish. Your child will have to practice reading comprehension as well to follow the instructions.

Brush up on math skills by adding measurements. Have your child add up the number of cups needed of a certain ingredient. It's also a good chance to discuss and visualize fractions.



Did you know that science is taking place when you bake? A cookie would have a hard time turning into the soft, fluffy treat we know and love without baking powder or baking soda. What a perfect opportunity to discover the science behind baking or cooking!



ABC Snacks Cookbook

Have you seen our ABC Snacks Cookbook? This free download includes over 50 easy snack recipes that you can create with your child! Grab it by following the link below.

<http://bit.ly/ABC-Cookbook>

4 Learn with Magazines



Magazines help even the most reluctant reader get excited about reading.

Shorter articles and large photos make reading less intimidating. Kids are able to pick up a magazine and easily get some reading in each day!

Magazines cover a wide array of topics and age ranges. Does your preschooler love animals? Try *Zootles*! *Zootles* encourages learning and active discovery of the animal world with amazing photos, fascinating illustrations, and charming cartoon characters. If your kid loves history, look into *Honest History*. This magazine explores the past and rediscovers stories of people who changed the world.

Magazines make great reading material for kids.

Libraries often have a large selection of periodicals for every age group and reading level, and for many areas of interest. Some magazines may have issues going back years—even decades!—so your child will never be at a loss for reading material.



Helpful Hint

Our amazing list of magazines for kids has something for everyone—even your most reluctant reader! Print out our library list and take it to your local library to find the perfect magazine for your child! Just follow the link below.

<http://bit.ly/Magazine-List>

5 Visit Your Library



Your local library might offer a lot more than just books! Besides providing a space to explore books and magazines, many libraries also feature interesting events, especially during the summer months.

Take a peek at your library's event calendar or talk to your librarian. You might be surprised to discover what's available to you and your child at no charge. There may be fun weekly clubs, read-alouds, or get-togethers on the summer agenda.



Remember that visiting the library is one of the best ways to support it! Libraries often rely on attendance to receive funding. Discover what fun events your library has planned and support them by attending. Better yet, bring a friend! There are so many programs available to you and your child, and showing up to the ones that interest you ensures that the library will be able to create even more in the future.



Free Resources

Just like your local library, we also have a ton of free resources available! Grab printable posters, games, and articles by following the link below.

<http://bit.ly/AALP-free-resources>

6 Discover Audio Books



Audio books are a wonderful way to fit reading in anywhere! You can listen to audio books while on a road trip in the car, snuggling in a cozy bed, or while enjoying a nice summer day outside. Not only are audio books convenient, but they

also provide important benefits. Your child will be expanding her imagination, vocabulary, listening comprehension, and more!

Audio books not your thing? Try a podcast made for kids! Podcasts are free and there are so many to choose from! Podcasts can be educational or silly, have bite-sized stories, or feature music. Here are a few to get you started:

- *But Why: A Podcast for Curious Kids*
- *Smash, Boom, Best*
- *The Two Princes*
- *Ear Snacks*
- *The Past & the Curious*
- *Book Club for Kids*
- *What If World*
- *Wow in the World*



Learning Ally

If your child has a documented learning disability, visual impairment, or physical disability, they may qualify for Learning Ally. This non-profit organization is committed to providing audio books to help kids experience the many benefits of consuming text without the struggle of reading. Learn more about this wonderful organization and how to qualify by following the link below.

<http://bit.ly/Learning-Ally>

7 Read Aloud



Reading aloud to children creates a lifetime interest in reading.

If you start reading to your children while they are young, they will be much more likely to grow into the habit of reading. And when

they associate reading with happy memories, they are more likely to persist in learning to read, even when they run into occasional roadblocks in the process.

Reading to young children extends their attention spans. Don't overdo it at first. You might need to start with just ten minutes of read-aloud time, and then gradually extend the time until your child is able to maintain full attention for longer periods. A longer attention span will help a child perform better both in school subjects and in real-life projects.

Reading aloud to children also aids in language development. As children listen to you read, they assimilate strong language skills. They pick up correct word pronunciation, word usage, and grammar. Their working vocabulary increases and they internalize correct sentence structure. All these skills will eventually transfer to their own speaking and writing. Improper grammar will begin to sound wrong to them, and they will be more likely to choose good grammar when they communicate. By demonstrating fluency, reading aloud to your child will also help him become a more fluent reader.

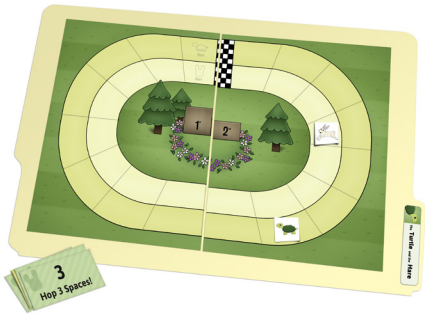


Helpful Tip

Do your children have a hard time sitting still during read-alouds? Many kids do! However, reading aloud for twenty minutes a day is important. That's why we've compiled 10 tips for reading aloud to kids who can't sit still! You can find the article by following the link below.

<http://bit.ly/Reading-to-Active-Kids>

8 Review with Activities



If you want to make learning stick, review is essential. But that doesn't mean it has to be boring! Reviewing with hands-on, multisensory activities

during the summer can be fun! Below are some ideas that can be adapted to review any concept.

Use a favorite board game. Any turn-based game can be turned into review time. Simply create some flash cards ahead of time and have kids answer them before taking a turn.

Play hopscotch. Write a word or math problem in each square of a hopscotch grid. Gather a marker such as a beanbag, stone, or bottle cap. Follow standard hopscotch rules, but when your child stops to pick up his marker, he reads the word or solves the problem.


Create crossword puzzles. Use an online crossword puzzle creator to make your own puzzle using your child's review words.

Free Download

Make summer review a delight! We created four printable board games that are perfect for hands-on review. These colorful games take your child on a series of adventures and offer ample opportunities to review concepts learned throughout the year. Find them by following the link below!

<http://bit.ly/File-Folder-Games>

9 Make Conversation



Engage in meaningful conversations! Ask your children open-ended questions that require more than one word as a response. Be sure to give your child your full attention and remove distractions. If your child is having a hard

time engaging in conversation, try again during a walk together on a nice summer day.

Conversations are also a good way to develop vocabulary. Try to use varied ways to describe something or when telling a story. Encourage your child to ask you the meaning of unfamiliar words and phrases that you use when conversing together..

What do you think the opposite of vast is?

Small?
Tiny?
Not large?


You can use the conversational method for teaching new vocabulary words. When a new word comes up in conversation or in a book, provide a simple, age-appropriate definition for the new word. Then provide one or two examples that make sense to your child. Encourage your child to think of his own example or of the opposite of the new word. Continue to use the new word in conversation over the next few days to help make the new vocabulary word stick in his memory.

Learn More

Want to learn more about how to build your child's vocabulary and how to deal with five common mistakes? Get some free downloads on our blog by following the link below!

<http://bit.ly/Teach-Vocabulary>

10 Enjoy a New Hobby



Hobbies help us find new interests and passions. They improve our moods, boost creativity, increase confidence, and alleviate boredom. Discovering a new hobby is an exciting adventure to go on

with your child! Here is a list of fun hobbies to try:

- Crocheting or knitting
- Trying a new musical instrument
- Jewelry making
- Fishing
- Kayaking
- Hiking
- Painting
- Gardening
- Coding
- Pottery making
- Bird watching
- Origami
- Geocaching
- Collecting coins, stamps, cards, or shells
- Wood crafting



Get Crafty!

If you have a preschooler at home, try incorporating some fun arts and crafts! We'll help make it easy with our ABC Crafts for Uppercase Letters. This download features a fun craft for every letter in the alphabet along with templates and full instructions. Find it by following the link below!


<http://bit.ly/Uppercase-Crafts>

11 Accelerate Learning



Don't just *prevent* the summer slide; use this time to *accelerate* your child's learning!

In just 20 minutes a day, *All About Reading* and *All About Spelling* can help your child move *ahead* over the summer with open-and-go lessons that are multisensory, lightly scripted, and FUN! Our programs take the struggle out of teaching *and* learning, so you can teach reading and spelling with a minimum of forethought or work on your part.



Just 20 minutes a day can work wonders for your child. *All About Reading* and *All About Spelling* are comprehensive phonics-based

programs that have daily review built right in. You don't have to invest a lot of time to ensure that your child keeps learning when school isn't in session.

Let our programs help you beat the summer slide.



Placement Tests

All About Reading and *All About Spelling* work for kids of all ages. With various levels, you can be sure to pick which one meets your child's need and skill level.

Take the placement tests to see which level is best for your child by following the address below!

<http://bit.ly/Placement-Tests>

12 What's Next?

By reading this e-book, you've learned some great ways to prevent the summer slide and encourage learning and review all summer long.

Don't let your child fall victim to the summer slide. *All About Reading* and *All About Spelling* break complex principles down into easy, bite-sized lessons that are easy for you to teach and easy for your child to learn.

While I originally developed these programs for my own child who had a hard time learning to read and spell, they've gone on to help over 150,000 children master reading and spelling—even those who were previously diagnosed with a learning disorder.



If you have any questions at all, please call us at 715-477-1976 or email us at support@allaboutlearningpress.com. My staff and I are passionate about helping children read and spell, and we would love to help you.

