



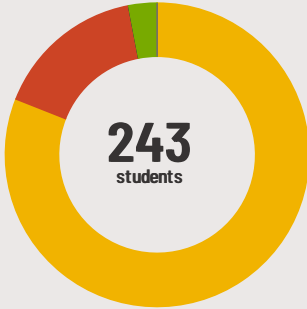
Maya Angelou Elem Sch

15748 Page Ave Harvey, IL 60426 (708) 333-0740

Grades: K - 5
District: HarveySD 152

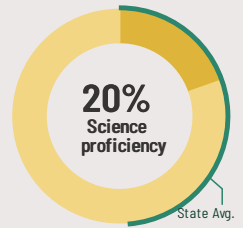
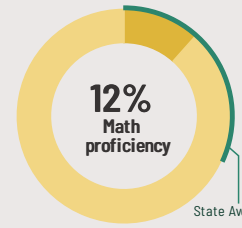
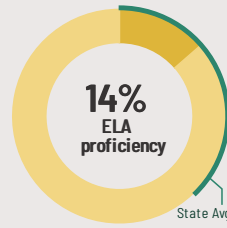
Principal: Ms.Iretha Brown
Superintendent: John Thomas

Fast Facts



Student Characteristics

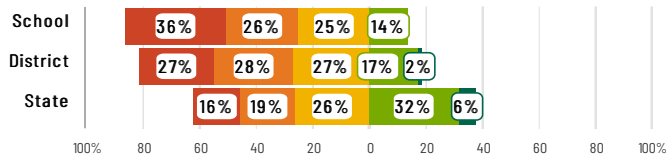
White	0%
Black	81%
Hispanic	16%
Asian	0%
American Indian	0%
Two or More Races	3%
Pacific Islander	0%
Low Income	99%
English Learners	9%
With IEPs	7%
With Disabilities	-
Homeless	38%



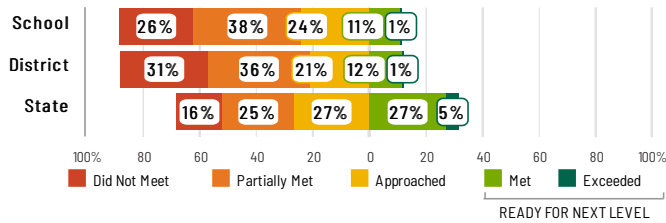
Academic Success

All Illinois students in grades 3-8 take the IAR assessment each year. High school students take the SAT in English Language Arts and Math.

English Language Arts



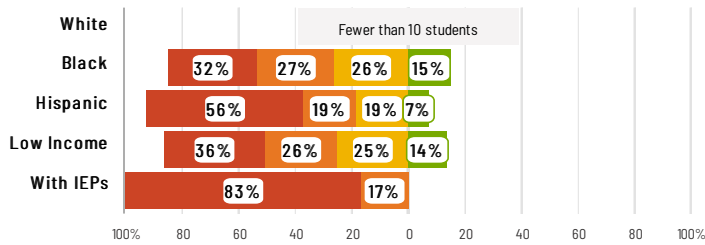
Mathematics



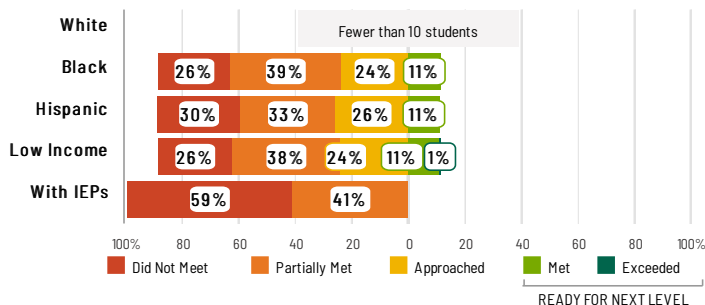
Success by Student Group

This display shows IAR ELA & Math performance levels for each student group. No data is shown for groups with fewer than 10 students.

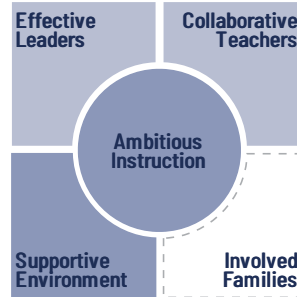
English Language Arts



Mathematics



School Environment



The **5Essentials Survey** allows students in grades 6-12 and all teachers to share their perspectives on essential conditions for learning. The anonymous survey consists of 5 components.

- Most implementation
- More implementation
- Average implementation
- Less implementation
- Least implementation
- Not Applicable/Low Response

Response Rates

Students	94%
Teachers	67%

Less Effective Leaders

Do principals and teachers implement a shared vision for success?

Less Collaborative Teachers

Do teachers collaborate to promote professional growth?

Average Ambitious Instruction

Are classes challenging and engaging?

Average Supportive Environment

Is the school safe, demanding, and supportive?

- Involved Families

Does the entire staff build strong external relationships?

Student Attendance and Mobility

Attendance Rate

Rate at which students are present at school, not including excused or unexcused absences

Chronic Absenteeism

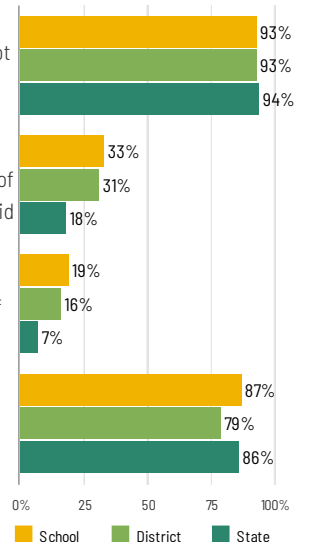
Percentage of students who miss 10% or more of school days per year either with or without a valid excuse

Student Mobility

Percentage of students who transfer in or out of the school during the school year, not including graduates

Teacher Retention

Percentage of full time teachers who return to the same school year to year





Maya Angelou Elem Sch

School Highlights

Academic Courses

Academic courses offered at Maya Angelou Elementary School include Reading, Language Arts, Mathematics, Science, Social Studies, Health, Physical Education, Music, Art, Computer, and Media/Library for grade levels K-6th and for students who receive special education services through an Individualized Education Plan (IEP).

Physical Education, Health and Wellness

Maya Angelou Elementary School offers physical education for all grade levels (K-6th) twice a week. Physical education classes focus primarily on physical fitness and recreation. Health instruction is provided daily as a part of the general curriculum for topics involving life skills, mental, physical, and social/emotional wellness.

Other Programs and Activities

School Awards

Career Development Courses and Programs

Athletics

Boy's Basketball, Girl's Basketball, Girl's Cheerleading, Track & Field

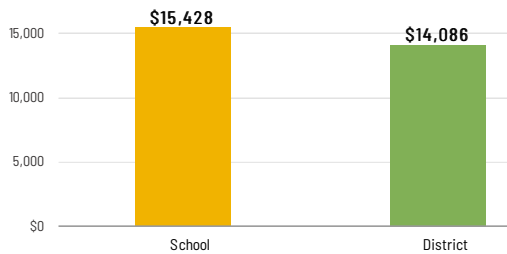
School Personnel Resources

Librarian/Media Specialist, Paraprofessional, Reading Specialist, School Nurse, School Psychologist, School Social Worker, Special Education Teacher, Speech/Language Paraprofessional

Facilities

School-Level Finance

The Every Student Succeeds Act requires LEAs to report school-level expenditure data, beginning with School Year 18-19 data. LEAs are required to report actual personnel and non-personnel expenditures of both site-specific and district centralized expenditures. Expenditures are shown at the site level and must be disaggregated by source of funds (federal vs. state/local). These data are self-reported and may differ from AFR data.



Educator Measures

This school has had **2 principal(s)** over the past 6 years. In the last three years, an average of **87% of teachers** return to this school each year.

FOR MORE INFORMATION

Visit IllinoisReportCard.com to see additional details about each item of information for this school. There you will find charts spanning multiple years, detailed explanations, resources, more of the school's programs and activities, and powerful tools that let you dig deeper into data.

Most of this data has been collected by ISBE from school districts through data systems. Some information, such as the School Highlights, is entered directly by principals and can be updated throughout the year.