



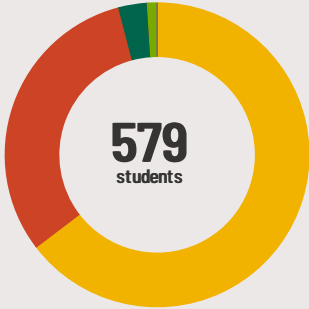
Brooks Middle School

14741 Wallace St Harvey, IL 60426 (708)333-6390

Grades: 6 - 8
District: HarveySD 152

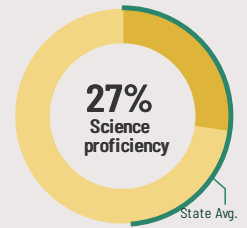
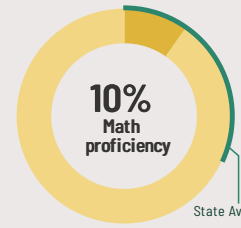
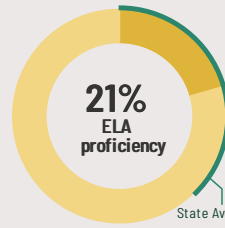
Principal: Dr.Stacey Hunt
Superintendent: John Thomas

Fast Facts



Student Characteristics

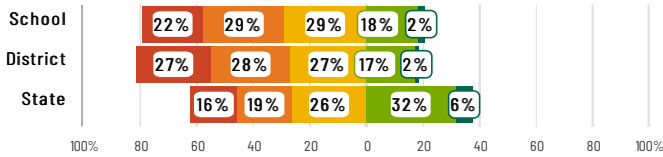
White	0%
Black	64%
Hispanic	31%
Asian	3%
American Indian	0%
Two or More Races	1%
Pacific Islander	0%
Low Income	99%
English Learners	15%
With IEPs	12%
With Disabilities	-
Homeless	28%



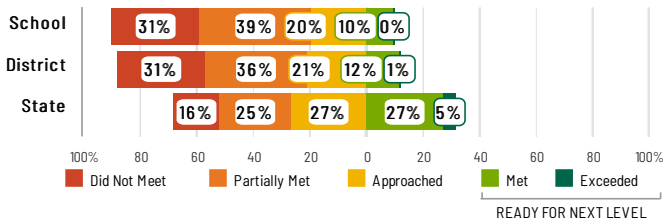
Academic Success

All Illinois students in grades 3-8 take the IAR assessment each year. High school students take the SAT in English Language Arts and Math.

English Language Arts



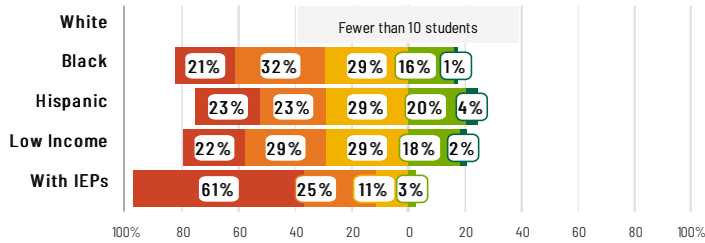
Mathematics



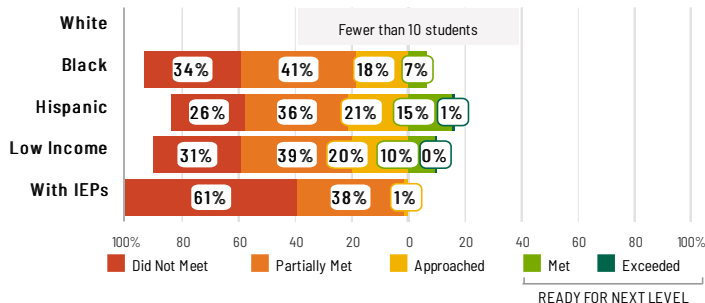
Success by Student Group

This display shows IAR ELA & Math performance levels for each student group. No data is shown for groups with fewer than 10 students.

English Language Arts



Mathematics



School Environment



The **5Essentials Survey** allows students in grades 6-12 and all teachers to share their perspectives on essential conditions for learning. The anonymous survey consists of 5 components.

- Most implementation
- More implementation
- Average implementation
- Less implementation
- Least implementation
- Not Applicable/Low Response

Response Rates

Students	100%
Teachers	79%

Less Effective Leaders

Do principals and teachers implement a shared vision for success?

Less Collaborative Teachers

Do teachers collaborate to promote professional growth?

More Ambitious Instruction

Are classes challenging and engaging?

Less Supportive Environment

Is the school safe, demanding, and supportive?

Less Involved Families

Does the entire staff build strong external relationships?

Student Attendance and Mobility

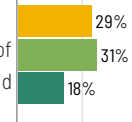
Attendance Rate

Rate at which students are present at school, not including excused or unexcused absences



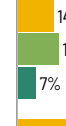
Chronic Absenteeism

Percentage of students who miss 10% or more of school days per year either with or without a valid excuse



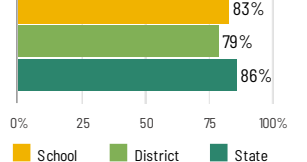
Student Mobility

Percentage of students who transfer in or out of the school during the school year, not including graduates



Teacher Retention

Percentage of full time teachers who return to the same school year to year





Brooks Middle School

School Highlights

Academic Courses

8th Grade Algebra, Band, Bilingual Programs/Courses, Bilingual Support, Broadcasting, Ceramics, CMA, Communications Media Arts, Gifted and Talented Programs, Jazz Band, Painting, Peer Mentors, Spanish I, STEM, Summer School, Supplemental Educational Services (SES) Tutoring, Title 1 Programs

Physical Education, Health and Wellness

Health Education Courses, Social and Emotional Learning, Weight Lifting/Toning

Other Programs and Activities

8-9th Grade Transition Workshops, Art Club, Career Education Events, Chess Club, Conflict Resolution, Family Nights, Homework Club, Journalism Club, Learning Lab, Mentoring Program, Music Club, Parent Associations, Poetry Workshops, Poetry Workshops, Reading Clubs, Safe Passage, Science Club, Student Council/Government, Tutoring, Tutoring Program

School Awards

1989: 8th grade boys basketball, 2nd place; 2002: Boys Basketball, 2nd place; 2002: 7th grade Boys basketball, 2nd place; 2003: 8th grade boys basketball, State Champions; 2006: 8th grade boys basketball, State Champions; 2010: 8th grade boys basketball, 4th place; 2010: 8th grade boys track, 4th pl

Career Development Courses and Programs

Career Fair

Athletics

Boy's Basketball, Boy's Cross Country, Boy's Soccer, Boy's Track & Field, Girl's Basketball, Girl's Competitive Cheerleading, Girl's Competitive Dance, Girl's Cross Country, Girl's Soccer, Girl's Track & Field, Intramural Sports

School Personnel Resources

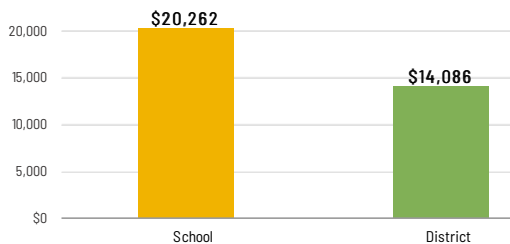
Bilingual Education Teacher, General Administrator or General Supervi, Librarian/Media Specialist, Paraprofessional, Reading Specialist, School Nurse, School Psychologist, School Social Worker, Special Education Teacher, Speech Language Pathologist-non teaching, Technology Specialist

Facilities

Band Room, Broadcasting Studio, Football Field, Gymnasium with a stage, Outdoor Track, STEM Lab, Weight Room, Working kitchen for culinary arts

School-Level Finance

The Every Student Succeeds Act requires LEAs to report school-level expenditure data, beginning with School Year 18-19 data. LEAs are required to report actual personnel and non-personnel expenditures of both site-specific and district centralized expenditures. Expenditures are shown at the site level and must be disaggregated by source of funds (federal vs. state/local). These data are self-reported and may differ from AFR data.



Educator Measures

This school has had **2 principal(s)** over the past 6 years. In the last three years, an average of **83% of teachers** return to this school each year.

FOR MORE INFORMATION

Visit IllinoisReportCard.com to see additional details about each item of information for this school. There you will find charts spanning multiple years, detailed explanations, resources, more of the school's programs and activities, and powerful tools that let you dig deeper into data.

Most of this data has been collected by ISBE from school districts through data systems. Some information, such as the School Highlights, is entered directly by principals and can be updated throughout the year.