



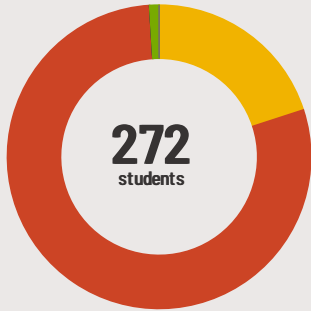
Holmes Elem School

16000 Carse Ave Harvey, IL 60426 (708) 333-0440

Grades: K - 5
District: HarveySD 152

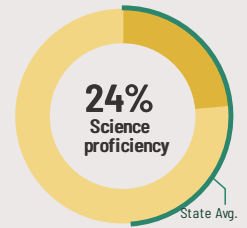
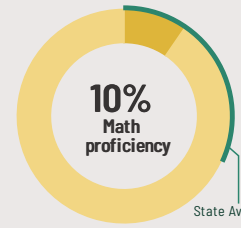
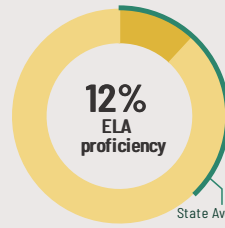
Principal: Ms.Doelynn Strong
Superintendent: John Thomas

Fast Facts



Student Characteristics

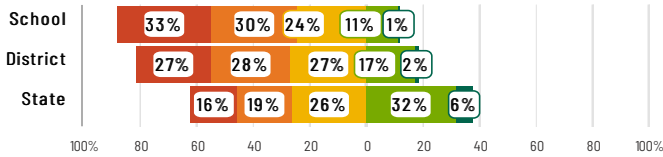
White	0%
Black	20%
Hispanic	79%
Asian	0%
American Indian	0%
Two or More Races	1%
Pacific Islander	0%
Low Income	99%
English Learners	57%
With IEPs	10%
With Disabilities	-
Homeless	17%



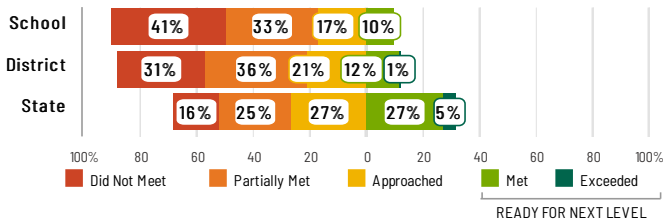
Academic Success

All Illinois students in grades 3-8 take the IAR assessment each year. High school students take the SAT in English Language Arts and Math.

English Language Arts



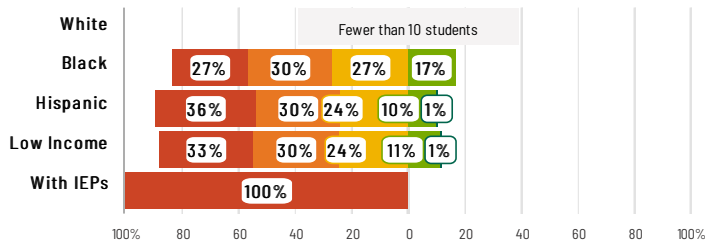
Mathematics



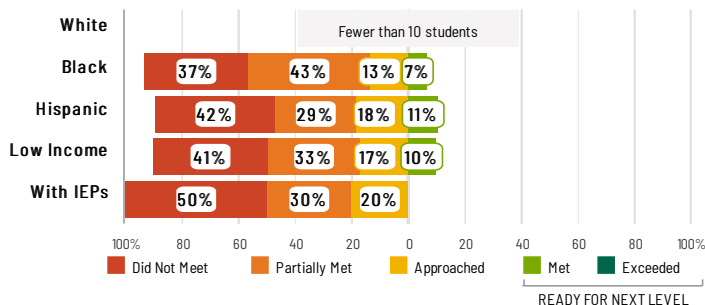
Success by Student Group

This display shows IAR ELA & Math performance levels for each student group. No data is shown for groups with fewer than 10 students.

English Language Arts



Mathematics



School Environment



The **5Essentials Survey** allows students in grades 6-12 and all teachers to share their perspectives on essential conditions for learning. The anonymous survey consists of 5 components.

- Most implementation
- More implementation
- Average implementation
- Less implementation
- Least implementation
- Not Applicable/Low Response

Response Rates

Students	79%
Teachers	100%

Average Effective Leaders

Do principals and teachers implement a shared vision for success?

Average Collaborative Teachers

Do teachers collaborate to promote professional growth?

More Ambitious Instruction

Are classes challenging and engaging?

Average Supportive Environment

Is the school safe, demanding, and supportive?

Less Involved Families

Does the entire staff build strong external relationships?

Student Attendance and Mobility

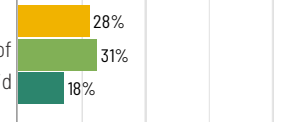
Attendance Rate

Rate at which students are present at school, not including excused or unexcused absences




Chronic Absenteeism

Percentage of students who miss 10% or more of school days per year either with or without a valid excuse



Student Mobility

Percentage of students who transfer in or out of the school during the school year, not including graduates



Teacher Retention

Percentage of full time teachers who return to the same school year to year





Holmes Elem School

School Highlights

Academic Courses

All core subject area content is taught. There is a 90 min. Reading Block daily & a 60-75 min. Math Block daily. Science & Social Studies are taught multiple times, weekly.

Physical Education, Health and Wellness

Soda pop is restricted in the building Potato chips and sugary treats are limited within the building Students have daily movement time, either through PE or outdoor rest time Students are encouraged to eat their fruits/vegetables included in their school lunch

Other Programs and Activities

Science Gardening Club, Math Bowl, After School Tutoring, Spelling Bee, Science Fair

Career Development Courses and Programs

Athletics

Girls Basketball teams; Boys Basketball teams; Track & Field group; Intramural variety sports & games program; Girls Cheerleading

School Personnel Resources

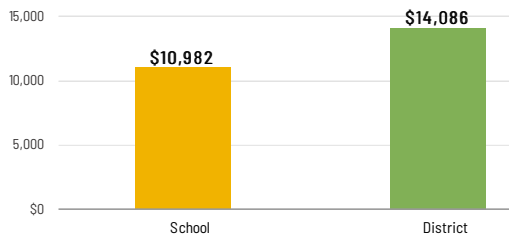
Librarian/Media Specialist, Paraprofessional, Reading Specialist, Special Education Teacher, Speech/ Language Paraprofessional

School Awards

Facilities

School-Level Finance

The Every Student Succeeds Act requires LEAs to report school-level expenditure data, beginning with School Year 18-19 data. LEAs are required to report actual personnel and non-personnel expenditures of both site-specific and district centralized expenditures. Expenditures are shown at the site level and must be disaggregated by source of funds (federal vs. state/local). These data are self-reported and may differ from AFR data.



Educator Measures

This school has had **2 principal(s)** over the past 6 years. In the last three years, an average of **86% of teachers** return to this school each year.

FOR MORE INFORMATION

Visit IllinoisReportCard.com to see additional details about each item of information for this school. There you will find charts spanning multiple years, detailed explanations, resources, more of the school's programs and activities, and powerful tools that let you dig deeper into data.

Most of this data has been collected by ISBE from school districts through data systems. Some information, such as the School Highlights, is entered directly by principals and can be updated throughout the year.