

Getting Started


HOW TO REGISTER:

To place your scrip orders, you need to create a ShopWithScrip® account. Go to www.ShopWithScrip.com and click on the 'How to Enroll' button at the top of the page. Next, click 'Join Your Scrip Program.' You will need to enter your organization's unique enrollment code. This code allows the ShopWithScrip system to link your account activity with our organization.

Next, fill in all the required information and click 'Register.' You will be asked to select two challenge questions and provide answers, which will be required if you forget your password. Keep in mind that your answers are case-sensitive.

USING SHOPWITHSCRIP.COM

You can manage your account through your Dashboard, which you can access by clicking the 'Dashboard' link at the top of any page. From here, you can check your account activity, change your profile and password, add, remove, and modify organizations you belong to, and read coordinator announcements. You can also run your own order and rebate history reports and view or print any ScripNow® eCards that you've previously ordered.



IT'S EASY TO ORDER

You can login and place orders a few different ways:

Shop Tab: Looking for a gift? Not sure what's available? Click 'Shop' at the top of the page and use this feature to sort products and browse by category, card type, or rebate percentage.

Express Order: Know exactly what you want? Quickly add the items to your cart using this feature.

Shopping Lists: Order the same products each week? Add these items to a shopping list for easy ordering; then set reminders so you get an email when it's time to place another order.



To find out more give us a call
at 1-800-727-4715, option 3



Send us an email at
glscmail@glscrip.com



Or visit us today at
www.ShopWithScrip.com

Sign Up For ShopWithScrip - It's Easy!

- 1 Go to www.ShopWithScrip.com and click How to Enroll, then click Join Your Scrip Program.
- 2 Enter our enrollment code. By entering this code, your account will be associated with our non-profit organization so you can begin earning rebates!
- 3 Fill in all required personal information and click 'I Accept.'
- 4 Choose two security challenge questions from the list and provide answers.

Enrollment Code:

147EF9426998



Sign Up For ShopWithScrip - It's Easy!

- 1 Go to www.ShopWithScrip.com and click How to Enroll, then click Join Your Scrip Program.
- 2 Enter our enrollment code. By entering this code, your account will be associated with our non-profit organization so you can begin earning rebates!
- 3 Fill in all required personal information and click 'I Accept.'
- 4 Choose two security challenge questions from the list and provide answers.

Enrollment Code:

147EF9426998



Sign Up For ShopWithScrip - It's Easy!

- 1 Go to www.ShopWithScrip.com and click How to Enroll, then click Join Your Scrip Program.
- 2 Enter our enrollment code. By entering this code, your account will be associated with our non-profit organization so you can begin earning rebates!
- 3 Fill in all required personal information and click 'I Accept.'
- 4 Choose two security challenge questions from the list and provide answers.

Enrollment Code:

147EF9426998





- **Can I download MyScripWallet™ from the app store?**
 - No, MyScripWallet is not an app. It is a mobile website that can be used from a cell phone or mobile device. MyScripWallet is supported for the Safari browser on Apple devices, and Chrome on Android devices.
- **What if I experience usability issues with MyScripWallet?**
 - You may need to update your operating system or browser, updates are free and can be downloaded from your device. Apple phones or tablets should be using iOS 7.0.0 or later. Android devices work best when using the latest version of Chrome.
- **How do I access MyScripWallet?**
 - Just open the browser on your phone and enter the address MyScripWallet.com.
- **How can I save the site to access it more easily in the future?**
 - Navigate to MyScripWallet.com using the Safari browser on an iPhone, or the Chrome browser on an Android phone. On an iPhone, select the upward arrow icon at the bottom of the screen. Choose 'Add to Home Screen', then 'Add'. On Android phones, access the Chrome menu button and select 'Add to home screen', then 'Add'. Click on the new icon to access the site just as you would to open an app.
- **Do I need an internet connection to use MyScripWallet?**
 - An internet connection is required to use MyScripWallet. You'll need either a wi-fi connection or cell service to access and use MyScripWallet.
- **Do I need to set up an account to use MyScripWallet?**
 - Great news, you won't need to do anything additional! You'll use your existing ShopWithScrip® username and password to login, and if you already have PrestoPay™ you'll be able to use it to pay for any orders placed on MyScripWallet.
- **What can I use MyScripWallet for?**
 - MyScripWallet is an ordering tool for ScripNow® eCards and Reloads, and it includes a wallet function to display your previously purchased eCards and Reload cards. Physical gift cards can only be ordered on ShopWithScrip.com at this time.
- **I already use ShopWithScrip on my phone, what's different about MyScripWallet?**
 - MyScripWallet is optimized to make it much easier to use on your phone. It will also include more information such as which retailers won't accept redemption from a phone or mobile device. And you can keep track of the balance on your ScripNow eCards and Reload cards in your wallet.



- **What about security?**
 - You'll be required to enter your ShopWithScrip password each time you access MyScripWallet. When placing PrestoPay orders, you'll enter your personally selected, secure pin number just as you do on ShopWithScrip today. No sensitive data is stored on your phone, so there is no risk of someone accessing your account or information without your password.
- **Will I be able to access ScripNow eCards and reloaded cards ordered on ShopWithScrip.com in MyScripWallet?**
 - ShopWithScrip and MyScripWallet are completely integrated. When MyScripWallet first launches, any currently registered cards that you previously reloaded on ShopWithScrip.com will appear in your wallet. Any ScripNow eCards delivered to you since 3/1/2014 will also appear in your wallet, older eCards will need to be viewed and printed from ShopWithScrip.com. From there on out, you can order from MyScripWallet or ShopWithScrip.com and all eCards and reloaded cards will appear in your wallet. ScripNow ordered from MyScripWallet will always appear in your ShopWithScrip account.
- **How can I pay for orders placed on MyScripWallet?**
 - At this time, you won't be able to pay your organization for orders placed on MyScripWallet. You must pay for orders using PrestoPay, Great Lakes Scrip Center's online payment system using the ACH electronic debit process. If you don't have PrestoPay, you will still be able to use MyScripWallet to view eCards and Reload cards ordered on ShopWithScrip.
- **How can I set up a PrestoPay account?**
 - Log in to your account at ShopWithScrip.com to set up PrestoPay. If your organization has enabled it, you'll see a PrestoPay option in the left navigation on your Family Home page. If you don't see the option, contact your coordinator to see if they will allow it for your program.
- **Can I check the balance on my eCards and reloadable gift cards?**
 - For now, you'll have an Enter Balance button for each of your eCards and Reload cards so you can record the balance yourself each time you use the card. Future plans include a feature to check the balance on MyScripWallet for retailers that allow it. We'll keep you posted as we add new features to the site.



- **Can I redeem all eCards and Reload cards from my phone?**
 - Some retailers aren't quite ready for mobile redemption yet, and they require the printed eCard or physical gift card at checkout. If that's the case, you'll see a note in red clearly indicating that when you are ordering, and when viewing the eCards/Reload cards in your wallet. You can log in to your ShopWithScrip account from your home computer to print out your ScripNow eCard for those that require it. No warning message means you can present the eCard or Reload card at checkout from your phone. Just make sure you are connected to wi-fi, or you have cell service to access MyScripWallet.
- **Can I send a ScripNow eGift on mobile?**
 - The eGift feature is currently only available on ShopWithScrip.com.
- **How will I know when my ScripNow is available?**
 - You'll receive an email confirmation when your ScripNow eCard is ready just like you do today on ShopWithScrip.com. Or you can go to your wallet and refresh the page until you see your newly delivered eCard at the top of the list.
- **How do I add a pin number to my previously registered reload card?**
 - A PIN number can be saved for reload retailers that require it for mobile redemption. Open the card in your reload wallet and select the blue button next to the PIN number field. Enter the PIN from the back of your card and select the blue plus sign to add it. Your card number and pin will now display in the wallet.
- **How will I know when funds have been added to my reload card?**
 - You'll receive an email confirmation when your reload has processed just like you do today on ShopWithScrip.com. Funds are added overnight for regular Reloads ordered Monday through Friday by 3:30 PM Eastern and paid for with PrestoPay. ReloadNow items paid for with PrestoPay will be ready in minutes. Look for the designation Reload or ReloadNow on the ordering list to tell which type of product it is. Any reloads paid for by check will not process until after your coordinator has released the order.
- **Why can't I find some participating ScripNow retailers on the list in mobile?**
 - Some of our retailers aren't quite ready to be a part of mobile scrip just yet, but that may change in the future. Until then you can still order them on ShopWithScrip.com.
- **How can I provide feedback on MyScripWallet?**
 - We plan to continually add new features to MyScripWallet, and we're counting on you to tell us what you like, and what you think would make it a better experience. There is a feedback option in the menu button at the top right of MyScripWallet, or you're welcome to email us at feedback@ShopWithScrip.com if you'd prefer.



MyScripWallet™

The mobile website from
ShopWithScrip.com



Log in with your
ShopWithScrip® info



Manage eCards
and Reloads



Shop ScripNow® and
Reload brands



Redeem right from your
Apple or Android device




Pay securely with
PrestoPay™



Keep earning rebates
on-the-go!

Check it out today! www.MyScripWallet.com



MyScripWallet™

The mobile website from
ShopWithScrip.com



Log in with your
ShopWithScrip® info



Manage eCards
and Reloads



Shop ScripNow® and
Reload brands



Redeem right from your
Apple or Android device



Pay securely with
PrestoPay™



Keep earning rebates
on-the-go!

Check it out today! www.MyScripWallet.com



MyScripWallet™

The mobile website from
ShopWithScrip.com



Log in with your
ShopWithScrip® info



Manage eCards
and Reloads



Shop ScripNow® and
Reload brands



Redeem right from your
Apple or Android device



Pay securely with
PrestoPay™



Keep earning rebates
on-the-go!


Check it out today! www.MyScripWallet.com

Enroll in Online Payments (PrestoPay™) to Conveniently Pay for Orders

ShopWithScrip gets even better when you enroll in Online Payments (PrestoPay). In addition to not having to drop off checks, you will also receive eGift cards and funds will be added to your ReloadNow cards instantly. Plus, you'll have access to ordering on-the-go with ShopWithScrip's mobile website, MyScripWallet™.

With Online Payments (PrestoPay), your order payment is transferred securely from your bank account to Great Lakes Scrip Center via electronic debit.

To enroll, log in to your ShopWithScrip account and follow these steps:



- Click on the Payment Types link under Family Functions on your Dashboard
- Follow the steps to enroll by either instantly linking your bank account or entering banking information manually
 - Manually entering your information will take 1-2 business days to process
- You'll be ready to pay for your order with Online Payments (PrestoPay)

Please note that a small \$0.15 convenience fee will apply to each order. Currently, you can't link a credit card to your Online Payments (PrestoPay) account, as the credit card fees would take away from your rebate earnings.



To find out more give us a call
at 1-800-727-4715, option 3



Send us an email at
glscmail@glscscrip.com



Or visit us today at
www.ShopWithScrip.com