

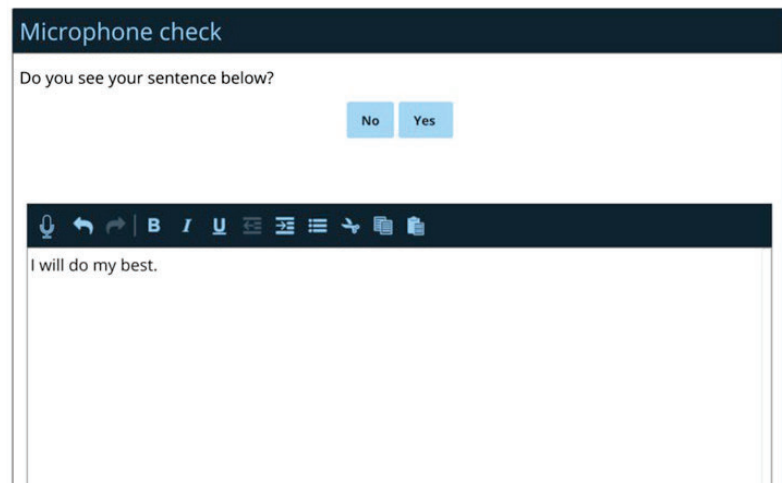
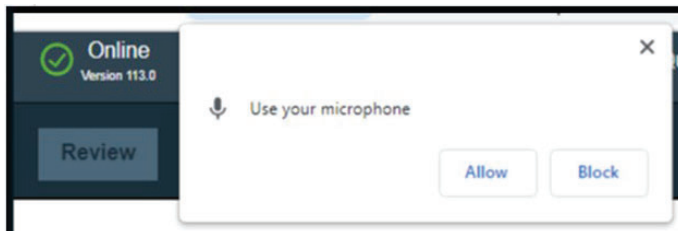
What's New in 2023-24



Test Delivery System Updates

Addition of Speech-to-text (STT)


- For ELA constructed-response questions only
- Available to students whose IEP or 504 Plan indicates
- This will be available for the simulation



Test Delivery System Updates, Cont'd

Background Color/Reverse Contrast

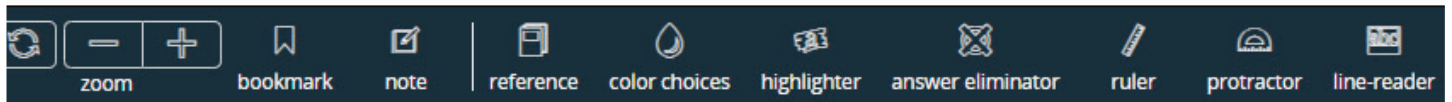
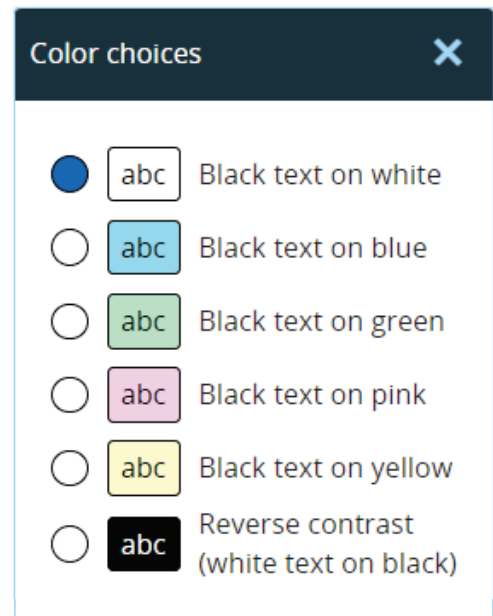
- Now available as a tool for all students
- All students will see background color in the toolbar where they can select a color or reverse contrast
- Currently in Sampler – (Note: NWEA is working to remove the selection from accommodations selection screen)



Test Delivery System Updates, Cont'd

Background Color/Reverse Contrast

- What students will see



Nextera Admin Updates

Testing Status Details Page

Comprehensive Testing Report

- From the RIC level down, authorized users will be able to generate a comprehensive data file report via testing status details page. This can be generated in region, district, or school level and can generate this report for selected subject and grade.
- There is also a student overview report that does not have as much info as comprehensive report but shows student's testing status data.

A	B	C	D	E	F	G	H	I	J	K	L	P	Q	R	S	T	U	V	W	X	Y	Z	AA	AB	AC	AD	
ct Code	District No	School Co	School Na	Testing Di	Testing Di	Testing Sc	Testing Sc	NYSSIS ID	Student F	Student L	Grade	Content A	Session	Class nam	Testing	Completed	Answer Coun	Status Code	PreID Load	Answer M	Backgrou	Classroom	Initial Pag	Read Alou	Reverse C	Text To Sp	Local Stud
999E+11	QAI DISTR	1E+11	QAI SCHO	1E+12	QAI DISTR	1E+11	QAI SCHO	2.3E+09	REVIEWER	AM	4	ELA	Session 1	ELA 4	Not Started	0		Y	Y								9.03E+08
999E+11	QAI DISTR	1E+11	QAI SCHO	1E+12	QAI DISTR	1E+11	QAI SCHO	2.3E+09	REVIEWER	AM	4	ELA	Session 2	ELA 4	Not Started	0		Y	Y								9.03E+08
999E+11	QAI DISTR	1E+11	QAI SCHO	1E+12	QAI DISTR	1E+11	QAI SCHO	2.3E+09	REVIEWER	AM	4	ELA	Session 1	ELA 4	Not Started	0		Y	Y								9.03E+08
999E+11	QAI DISTR	1E+11	QAI SCHO	1E+12	QAI DISTR	1E+11	QAI SCHO	2.3E+09	REVIEWER	AM	4	ELA	Session 2	ELA 4	Not Started	0		Y	Y								9.03E+08

Nextera Admin Updates

Comprehensive Testing Report

New York State Grades 3-8 Testing Program




HOME STUDENTS CLASSES TESTS ACCOUNTS STUDENT RESPONSES ADMINISTRATION HELP

Testing

Select admin window: 2023 Spring 3-8
Select subject: All
Select grade: All

523 Districts



518 Not testing 1 Not Started 4 In Progress 0 Completed

Data as of Fri Sep 15 2023 | Data is refreshed every 30 mins

2.

▼ District detail

Select region: All
Select overall status: All
Search district name or ID

District Name	District ID	Overall status	School status information			
			Schools in district	Not testing	Not started	In progress
ACHIEVEMENT FIRST CROWN HEIGHTS	331700860879	Not testing	1	1	0	0
ACHIEVEMENT FIRST E NY CHARTER SCH	331900860880	Not testing	1	1	0	0
ADDISON CENTRAL SCHOOL DISTRICT	570101040000	Not testing	2	2	0	0

3.



View schools

ACHIEVEMENT FIRST CROWN HEIGHTS testing status detail download

Select report *
Comprehensive data file (CSV)

Change subject
ELA

Change grade
Grade 3

Cancel Download File

Nextera Admin Updates, cont'd

- Local ID is no longer required
 - Users will see the field in Nextera Admin, but do not have to complete it when adding a student.

Test Administration Updates

Alternate Languages

- All alternate languages for Grades 3-8 Math and for Elementary-level (Grade 5) and Intermediate-level (Grade 8) Science will be administered by paper only
- Schools will see this change in the online request system when it opens
- An ELL student who wants to take the test in English on the computer and have a paper copy of the alternate language editions can still do that.

PBT Math Update – Graph paper

Scratch graph paper will be allowed for PBT

Nothing on the graph paper can be scored

Additional Guidance will be provided in the Sam and Teacher's Directions

A few other updates...

NWEA Rebranding

The team and platform are the same and some things this year will stay Questar, but you will start to see NWEA more.

What will remain with the Questar branding?

- Nextera Admin
- Questar Secure Browser on your desktop
- Questar Tech Readiness website
- Question Sampler URL
- Test Delivery System (TDS)

Where will you see NWEA?

- 2023-24 manuals and support materials will reflect NWEA
- Customer Support will now be contacted through NYTesting@nwea.org

A few other updates...

Simulation

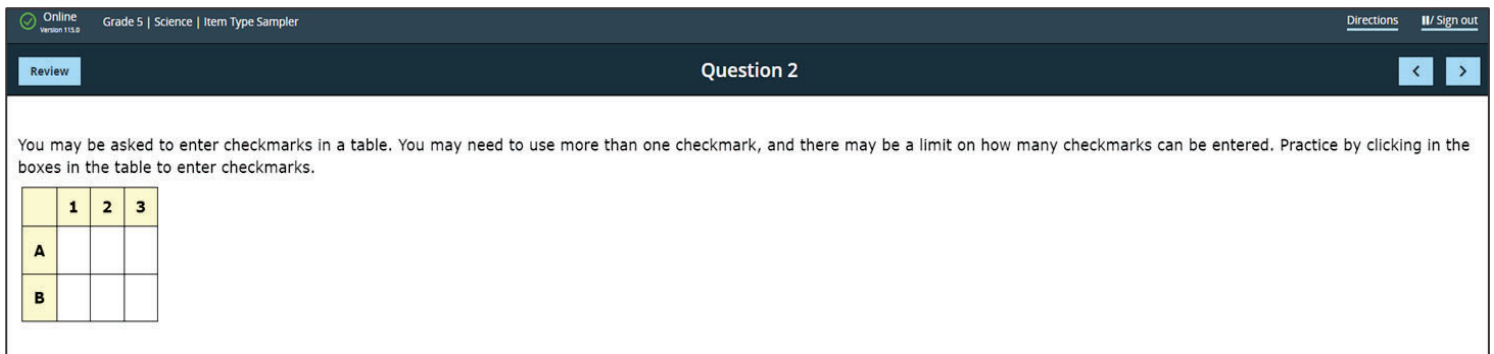
- The Simulation will take place January 16 – January 26
- A reminder that Science will now be included as a content area
- Schools may choose which content area(s)/grade(s) they would like to participate in from those that they are administering operational test by computer

A few other updates...

Simulation, cont'd

Remind your schools to have students practice with the Science Item Sampler which are the technology enhanced item (TEI) types

- Grid multi-select



The screenshot shows an online assessment interface. At the top, it says "Online Version 11.0.0" and "Grade 5 | Science | Item Type Sampler". On the right, there are links for "Directions" and "Sign out". Below this is a "Review" button and "Question 2" with left and right navigation arrows. The main content area contains the following text: "You may be asked to enter checkmarks in a table. You may need to use more than one checkmark, and there may be a limit on how many checkmarks can be entered. Practice by clicking in the boxes in the table to enter checkmarks." Below the text is a table with 2 rows and 3 columns. The first row has headers "1", "2", and "3". The second row has headers "A" and "B".

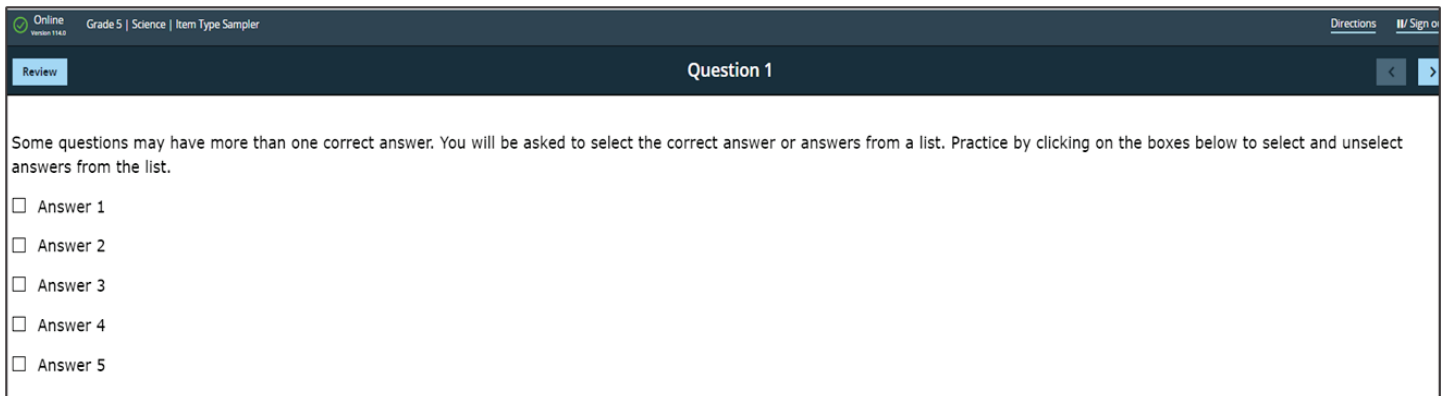
	1	2	3
A			
B			

A few other updates...

Simulation, cont'd

Remind your schools to have students practice with the Science Item Sampler which are the technology enhanced item (TEI) types

➤ Multiple-choice Multi-select



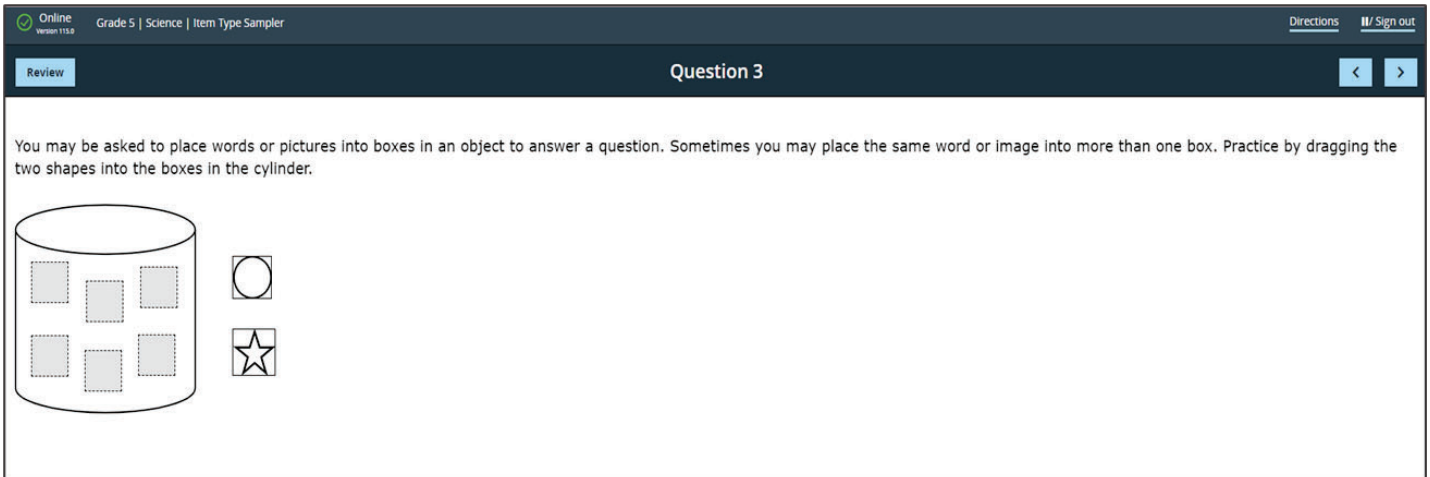
The screenshot shows a web interface for an online science item sampler. The top navigation bar includes the text "Online Grade 5 | Science | Item Type Sampler" and "Version 11.0.0". On the right side of the navigation bar are links for "Directions" and "Sign out". Below the navigation bar is a dark header with a "Review" button on the left, "Question 1" in the center, and navigation arrows on the right. The main content area contains the following text: "Some questions may have more than one correct answer. You will be asked to select the correct answer or answers from a list. Practice by clicking on the boxes below to select and unselect answers from the list." Below this text is a list of five options, each with an unchecked checkbox: "Answer 1", "Answer 2", "Answer 3", "Answer 4", and "Answer 5".

A few other updates...

Simulation, cont'd

Remind your schools to have students practice with the Science Item Sampler which are the technology enhanced item (TEI) types

- Drag-and-drop



The screenshot shows a web-based assessment interface. At the top, there is a dark navigation bar with the text "Online" and "Version 11.0" on the left, "Grade 5 | Science | Item Type Sampler" in the center, and "Directions" and "Sign out" on the right. Below the navigation bar is a header area with a "Review" button on the left, "Question 3" in the center, and navigation arrows on the right. The main content area contains the following text: "You may be asked to place words or pictures into boxes in an object to answer a question. Sometimes you may place the same word or image into more than one box. Practice by dragging the two shapes into the boxes in the cylinder." Below this text is a diagram of a cylinder with six dashed boxes inside. To the right of the cylinder are two square boxes, each containing a different shape: a circle and a star.

A few other updates...

Simulation, cont'd

Remind your schools to have students practice with the Science Item Sampler which are the technology enhanced item (TEI) types

➤ Graphing

You may be asked to complete a graph by moving some of the bars to the correct height on the graph. The bars that need to be moved will have a circle at the top. Practice by clicking on the circles for two of the bars in the graph below and dragging them up and down.

