



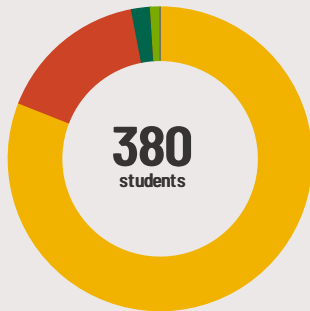
Bryant Elem School

14700 Main St Harvey, IL 60426 (708) 331-1390

Grades: K - 5
District: Harvey SD 152

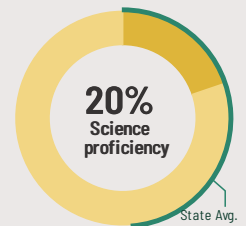

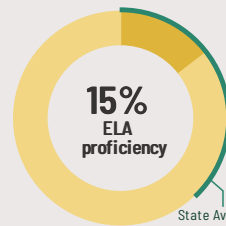
Principal: Mr.Durrell Anderson
Superintendent: John Thomas

Fast Facts



Student Characteristics

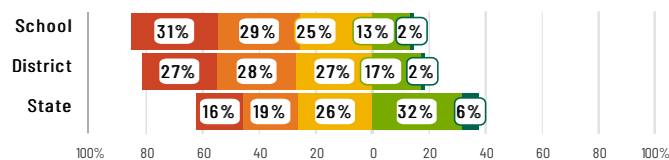
White	0%
Black	81%
Hispanic	16%
Asian	2%
American Indian	0%
Two or More Races	1%
Pacific Islander	0%
Low Income	100%
English Learners	10%
With IEPs	11%
With Disabilities	-
Homeless	37%



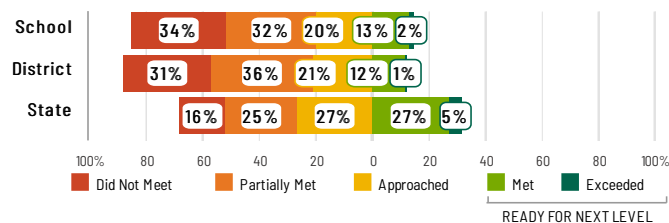
Academic Success

All Illinois students in grades 3-8 take the IAR assessment each year. High school students take the SAT in English Language Arts and Math.

English Language Arts



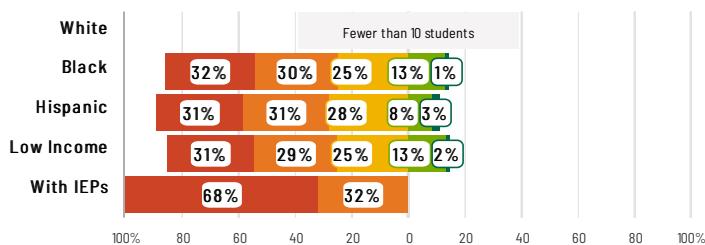
Mathematics



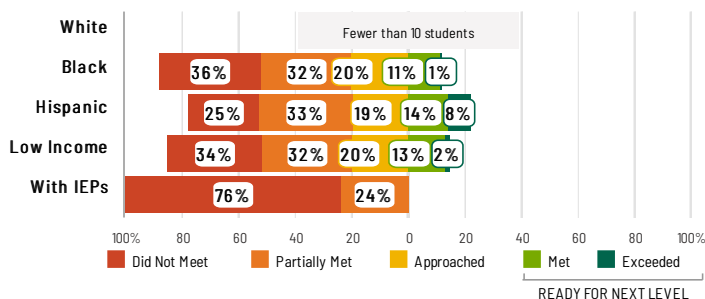
Success by Student Group

This display shows IAR ELA & Math performance levels for each student group. No data is shown for groups with fewer than 10 students.

English Language Arts



Mathematics



School Environment



The **5Essentials Survey** allows students in grades 6-12 and all teachers to share their perspectives on essential conditions for learning. The anonymous survey consists of 5 components.

- Most implementation
- More implementation
- Average implementation
- Less implementation
- Least implementation
- Not Applicable/Low Response

Response Rates

Students	75%
Teachers	100%

Effective Leaders

Do principals and teachers implement a shared vision for success?

Collaborative Teachers

Do teachers collaborate to promote professional growth?

Ambitious Instruction

Are classes challenging and engaging?

Supportive Environment

Is the school safe, demanding, and supportive?

Involved Families

Does the entire staff build strong external relationships?

Student Attendance and Mobility

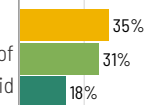
Attendance Rate

Rate at which students are present at school, not including excused or unexcused absences



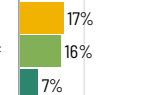
Chronic Absenteeism

Percentage of students who miss 10% or more of school days per year either with or without a valid excuse



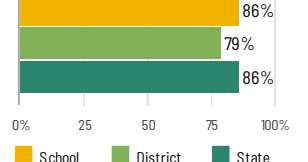
Student Mobility

Percentage of students who transfer in or out of the school during the school year, not including graduates



Teacher Retention

Percentage of full time teachers who return to the same school year to year





Bryant Elem School

School Highlights

Academic Courses

We are a Kindergarten through Sixth grade Elementary School. Our core curriculum consists of Math, English Language Arts, Social Studies and Science. All English Language Arts classes meet a minimum of 90 minutes each day and all Math classes meet a minimum of 60 minutes each day.

Physical Education, Health and Wellness

Students receive a minimum of one hour of PE each week. In addition to this, students participate in our movement education curriculum, held in the regular classroom setting, on the days they do not have PE.

Other Programs and Activities

After School Tutoring, Extended Year, Recycling Club, Saturday Enrichment, Spelling Club, Student Council/Government, Summer Enrichment

Career Development Courses and Programs

Athletics

Bryant school offers the following extra-curricular programs for our students throughout the course of the year: Boys Basketball, Girls Basketball, Cheerleading and Co-Ed Track and Field.

School Personnel Resources

Librarian/Media Specialist, Paraprofessional, Reading Specialist, School Nurse, School Psychologist, School Social Worker Intern, Speech Language Pathologist-non teaching

School Awards

Facilities

School-Level Finance

The Every Student Succeeds Act requires LEAs to report school-level expenditure data, beginning with School Year 18-19 data. LEAs are required to report actual personnel and non-personnel expenditures of both site-specific and district centralized expenditures. Expenditures are shown at the site level and must be disaggregated by source of funds (federal vs. state/local). These data are self-reported and may differ from AFR data.



Educator Measures

This school has had **4 principal(s)** over the past 6 years. In the last three years, an average of **86% of teachers** return to this school each year.

FOR MORE INFORMATION

Visit IllinoisReportCard.com to see additional details about each item of information for this school. There you will find charts spanning multiple years, detailed explanations, resources, more of the school's programs and activities, and powerful tools that let you dig deeper into data.

Most of this data has been collected by ISBE from school districts through data systems. Some information, such as the School Highlights, is entered directly by principals and can be updated throughout the year.