

DIVE IN

HOW TO STUDY THE BIBLE

WHY LEARN TO SWIM?



**“Your word is like a lamp that
shows me the way. It is like a
light that guides me.”
- Psalm 119:105 (NIRV)**

**DIVE
IN**





LESSON SNAPSHOT

BOTTOM LINE:

God wants us to know the Bible.

OBJECTIVE:

Kids will learn that the Bible has answers for any question they face in life.

KEY PASSAGE:

2 Timothy 3:14-17 - Scripture Equips Us For Every Good Work

MEMORY VERSE:

"Your word is like a lamp that shows me the way. It is like a light that guides me." Psalm 119:105 (NirV)

SUMMARY:

Why would anyone snorkel or scuba dive? It's so much easier to just wade in the ankle deep water near the shore and then go back to your comfy beach chair. People choose to put in the effort to dive beneath the surface because of all the beautiful sights they can see there! Why should we study the Bible? As Paul says in his letter to Timothy, the Scripture is valuable and has many uses. The primary reason to study God's word is to know Jesus better. We can learn a little from sitting in our chair at church and listening to someone talk about Jesus, but we learn so much more when we dive in ourselves!

SIMPLE PRAYER:

Dear God,

Teach us how to read Your Word.

*In Jesus' name,
Amen*

DIVE IN: WHY LEARN TO SWIM?



OBJECT LESSON OR KIDS SERMON

ITEMS NEEDED:

A starfish

Has anyone ever looked for shells on a beach? Have you ever come across a starfish, like this one? The shells and starfish we find on the beach are all clues to what lies beneath the ocean. We know that there are tiny creatures like these deep, deep below the waves. They are clues that there is much more to discover in the deep. But if all we ever do is stay on the beach and in the shallows, we will never see the wonders of the ocean.

The Bible is like the ocean. It is a book filled with wisdom and knowledge that can completely transform our lives. It is the living Word of God. But if all we do is stay in the shallows, we will never know God or His plan for our lives as fully as we could. God wants us to go deep. He wants us to read the scripture, to ask questions, to memorize verses, and to pray for understanding. The deeper we go into the Bible, the more we will take away – and the more God can use us to turn others to Jesus.

God wants us to dive deep. He wants us to get rid of the floaties and grab a snorkel. The Bible has all the answers to life. God is waiting for us to dive in and discover them.

DIVE IN: WHY LEARN TO SWIM?



MAKE IT STICK

5 Simple Ways You Can Make This Lesson Stick With your Kids

Dive In Lesson 1

THIS WEEK'S LESSON: WHY LEARN TO SWIM?



IN THE CAR:

Ask your child what they learned about this week on the drive home:

Why would anyone snorkel or scuba dive? It's so much easier to just wade in the ankle deep water near the shore and then go back to your comfy beach chair. People choose to put in the effort to dive beneath the surface because of all the beautiful sights they can see there! Why should we study the Bible? As Paul says in his letter to Timothy, the Scripture is valuable and has many uses. The primary reason to study God's word is to know Jesus better. We can learn a little from sitting in our chair at church and listening to someone talk about Jesus, but we learn so much more when we dive in ourselves! 2 Timothy 3:14-17



HANGING OUT:

Make this week's lesson real: Sit down and read one of your favorite Bible stories with your kids. Tell them why you love this passage, and what it has taught you.



AT DINNER:

Here are some great discussion starters:

- What advice did Paul give Timothy?
- What can the Bible teach us?
- Do you think you are ready to start reading the Bible daily?



AT BEDTIME:


Quiz your child on this week's memory verse: *"Your word is like a lamp that shows me the way. It is like a light that guides me." Psalm 119:105 (NirV)*



PARENT TIME:

What you need to know: The Bible is God's Word, and its wisdom is as deep as the ocean. We can dip our toes in it and stay mostly on the beach, or we can do as Paul advises Timothy, and dive in. Over the next six weeks, we will be giving the children practical actions they can take to become daily readers of the Bible. We hope you will encourage them and work with them as they develop these new habits of reading the Bible.

DIVE IN: WHY LEARN TO SWIM?



“How can a young person
keep their life pure? By living
according to your word.”

- Psalm 119:9 (NIRV)

 App Store

App Store

LESSON SNAPSHOT

BOTTOM LINE:

God wants us to learn the Bible.

OBJECTIVE:

Kids will name something they can do to memorize Bible verses.

KEY PASSAGE:

Psalms 119:11, Psalm 119:105

MEMORY VERSE:

"How can a young person keep their life pure? By living according to your word." Psalm 119:9 (NIV)

SUMMARY:

If you could only have one app, this is the most important one. The Bible is God's Word to help us through anything we face in life.

SIMPLE PRAYER:

Dear God,

Help us to put your Word in our hearts.

*In Jesus' name,
Amen*

APP STORE: BIBLE APP

App Store

OBJECT LESSON OR KIDS SERMON

ITEMS NEEDED:

A few Bibles, different sizes

How many textbooks do you guys carry to and from school? One? Maybe two every day? These textbooks are big books, aren't they? They're big, and they're heavy, and I doubt many of you would be interested in carrying a book the size of these all day long.

The Bible is also a big book. And, as many answers as our textbooks have for tests and quizzes, the Bible has the answers we need for life. The Bible can teach us about how to handle peer pressure, how to resist temptation, how to handle mean people, and most important, how we can live for Jesus.

Thankfully, like so many things, there are apps we can download to make carrying the Bible easier. The Bible app can fit on a phone, on a tablet, or any device. What's more, Bible apps make searching and studying the Bible easy. Just tell the app where you want to go, and boom! There you are.

But the Bible app, and the Bible itself, is only useful if we put it to use. It's not enough to have it on our phones. We need to have it in our hearts. We should read the Bible daily, memorize Scriptures, and prepare ourselves to face the challenges of life.

The Bible is the greatest "app" you can put on your phone or in your life. Download it into your heart and mind, and let the Bible be the answer in every situation.

APP STORE: BIBLE APP

MAKE IT STICK

5 Simple Ways You Can Make This Lesson Stick With Your Kids

THIS WEEK'S LESSON: BIBLE APP



IN THE CAR:

Ask your child what they learned about this week on the drive home:

The Bible is God's Word to help us through anything we face in life. God wants us to lean on the Bible like we do our phones and "download" his Word into our hearts by memorizing Bible verses. Psalm 119:11, Psalm 119:105



HANGING OUT:

Make this week's lesson real:

Challenge yourself and your kids to memorize a verse of the Bible of your choosing. Who can learn the memory verse first?



AT DINNER:

Here are some great discussion starters:

- What is so special about the Bible?
- Why do we need to learn and study the Bible?
- Why is it important to memorize verses from the Bible?



AT BEDTIME:

Quiz your child on this week's memory verse:

"How can a young person keep their life pure? By living according to your word." Psalm 119:9 (NirV)



PARENT TIME:

What you need to know:

How many Bible verses do you know? Make a list of the verses that are still in your head, and refresh yourself on any you might have forgotten. Can you commit to learning new ones with your kids?

APP STORE: BIBLE APP


App Store

CRAFT ACTIVITY

Have the kids make a "Bible" with construction paper, folding a page in half and making a cover for it. Write the series memory verse Psalm 119:9 NIV inside the Bible so they can begin working on it.

APP STORE: BIBLE APP

DIARY of a Godly Kid



Look to the Lord and
his strength; seek his
face always.

-1 Chronicles 16:11 (NIV)

DIARY
SUMMER
VACATION
EDITION

of a Goody Kid

DIARY of a Godly Kid



LESSON SNAPSHOT

BOTTOM LINE:

Follow God and trust him to lead you.

OBJECTIVE:

Kids will learn to follow God in faith.

KEY PASSAGE:

Exodus 14:13-31. Israelites Cross the Red Sea.

MEMORY VERSE:

Look to the Lord and his strength; seek his face always. -1 Chronicles 16:11 (NIV)

SUMMARY:

Sometimes we don't know where we're going or what we're doing. But if we're willing to follow God, he will take us to amazing new places.

SIMPLE PRAYER:

Dear God,

We know you have plans for us, and we thank you for that. Guide us, and show us where you want us to go.

*In Jesus' name,
Amen*

DIARY OF A GODLY KID: SUMMER VACATION EDITION: GODLY FOLLOWING

DIARY of a Godly Kid



OBJECT LESSON OR KIDS SERMON

ITEMS NEEDED:

A puzzle with no picture or box

Use a 24 or 48 piece puzzle, depending on the age group you are addressing. Choose a few kids to come up and try to assemble the puzzle together, without the help of a photo or box. Give them a little help if time runs short.

Sometimes following God is like assembling a puzzle with no photo to guide you. It's hard to see where you're going. Sometimes you don't know what comes next. Slowly but surely, things come into view and you can see what God is up to. Then you see the big picture and thank God for what he has done!

God wants us to have faith in him. That means God wants us to trust him without knowing all the answers ahead of time. Like the Israelites in the wilderness, God will lead us step by step. We may know the final destination, as the Israelites did. We may not, like our puzzle makers experienced. But over and over, God shows he is looking out for our best. He protects us, he guides us, and yes, sometimes he surprises us.

God has a path for all of us to follow. He won't show you all the steps. He may not even show you where the path leads. Whatever path he gives you, follow it. Follow God, and know that every step of the way, you can have faith in his leadership!

DIARY OF A GODLY KID: SUMMER VACATION EDITION: GODLY FOLLOWING

MAKE IT STICK

5 Simple Ways You Can Make This Lesson Stick With Your Kids

THIS WEEK'S LESSON: GODLY FOLLOWING



IN THE CAR:

Ask your child what they learned about this week on the drive home:

Being a godly kid means following God. Sometimes we don't know where we're going or what we're doing. But if we're willing to follow God, he will take us to amazing new places. Exodus 14:13-31. Israelites Cross the Red Sea.



HANGING OUT:

Make this week's lesson real:

Take the kids on some errands this week, but don't tell them where they are going. Ask how they feel about not knowing their destination, and how we can have faith in where God leads us.



AT DINNER:

Here are some great discussion starters:

- What was the first challenge the Israelites faced on their journey to the Promised Land?
- How did God save the Israelites from the Egyptians?
- How can we grow our faith so that we can follow God?



AT BEDTIME:

Quiz your child on this week's memory verse:

Look to the Lord and his strength; seek his face always. -1 Chronicles 16:11 (NIV)



PARENT TIME:

What you need to know:

God doesn't always tell us where we are going, but he expects us to go. Pray that God will give your kids the faith they need to follow him, no matter where God leads them.

DIARY OF A GODLY KID: SUMMER VACATION EDITION: GODLY FOLLOWING


DIARY of a Godly Kid



CRAFT ACTIVITY

Have the kids draw and cut out fish from construction paper as a reminder of Greg from today's skit. On the back side, have them write something to remind themselves that they can always trust God to lead them!

DIARY OF A GODLY KID: SUMMER VACATION EDITION: GODLY FOLLOWING



HEAVEN

HEAVEN ON EARTH

**"Since, then, you have been raised
with Christ, set your hearts on
things above, where Christ is,
seated at the right hand of God."**

– Colossians 3:1 (NIV)

HEAVEN



LESSON SNAPSHOT

BOTTOM LINE:

Love your enemies.

OBJECTIVE:

Kids will ask God to help them make a friend out of someone they do not get along with.

KEY PASSAGE:

Matthew 5:43-48, Love Your Enemies

MEMORY VERSE:

"Since, then, you have been raised with Christ, set your hearts on things above, where Christ is, seated at the right hand of God." Colossians 3:1 (NIV)

SUMMARY:

What does it mean when we pray, "Your will be done, on earth as it is in heaven?" It means that we want our planet to be more like the place where God lives! What's really cool is that Jesus said we can help make this happen by loving other people—even the ones we don't like.

SIMPLE PRAYER:

Dear God,

Teach us to love our enemies.

*In Jesus' name,
Amen*

HEAVEN: HEAVEN ON EARTH



OBJECT LESSON OR KIDS SERMON

ITEMS NEEDED:

Bathroom air freshener

Years ago there was nothing worse than walking into a bathroom after someone has been in there for a long time. Have you ever walked into the bathroom at home when someone's taken their time and they didn't bother to turn on the fan? It's not very nice, and it's definitely not pleasant!

Thankfully, a number of years ago, someone got a bright idea. Let's put something in a can to turn that smelly bathroom into a garden of flowers!

Spray the air freshener close to but not at the kids.

Isn't that so much better than a stinky bathroom?

The world we live in is a stinky place at times, but we can make it sweeter and fresher when we choose to love others, especially people we don't get along with. The Bible tells us Heaven is a place free from envy, conflict, and hate. When we choose to love the people who get on our nerves and the people who just don't seem to like us, we bring a little piece of Heaven down to Earth.

When life gets stinky this week, bring a little Heaven to your world. Love your friends, your classmates, and your enemies, and let the love of Jesus shine in you.

HEAVEN: HEAVEN ON EARTH

MAKE IT STICK

5 Simple Ways You Can Make This Lesson Stick With Your Kids

THIS WEEK'S LESSON: HEAVEN ON EARTH



IN THE CAR:

Ask your child what they learned about this week on the drive home:

What does it mean when we pray, "Your will be done, on Earth as it is in Heaven?" It means that we want our planet to be more like the place where God lives! What's really cool is that Jesus said we can help make that happen by loving other people—even the ones we don't like. Matthew 5:43-48, Love Your Enemies



HANGING OUT:

Make this week's lesson real:

Find a room or some place around the house that needs some love and have the kids help you clean it up. How is cleaning up, showing some love to a dirty place, like loving your enemies? How does it make your world a better place?



AT DINNER:

Here are some great discussion starters:

- What does Jesus say we should do for our enemies?
- Why is it important to love everyone, not just our close loved ones?
- How can loving others bring a little Heaven to Earth?



AT BEDTIME:

Quiz your child on this week's memory verse:

"Since, then, you have been raised with Christ, set your hearts on things above, where Christ is, seated at the right hand of God." Colossians 3:1 (NIV)



PARENT TIME:

What you need to know:

Heaven is a place free of anger, bitterness, hatred, and strife. When we love others, we bring a little bit of Heaven to Earth. Say a prayer that God will teach you and your kids how to love others so that God can shine the light of Heaven through your family.

HEAVEN: HEAVEN ON EARTH



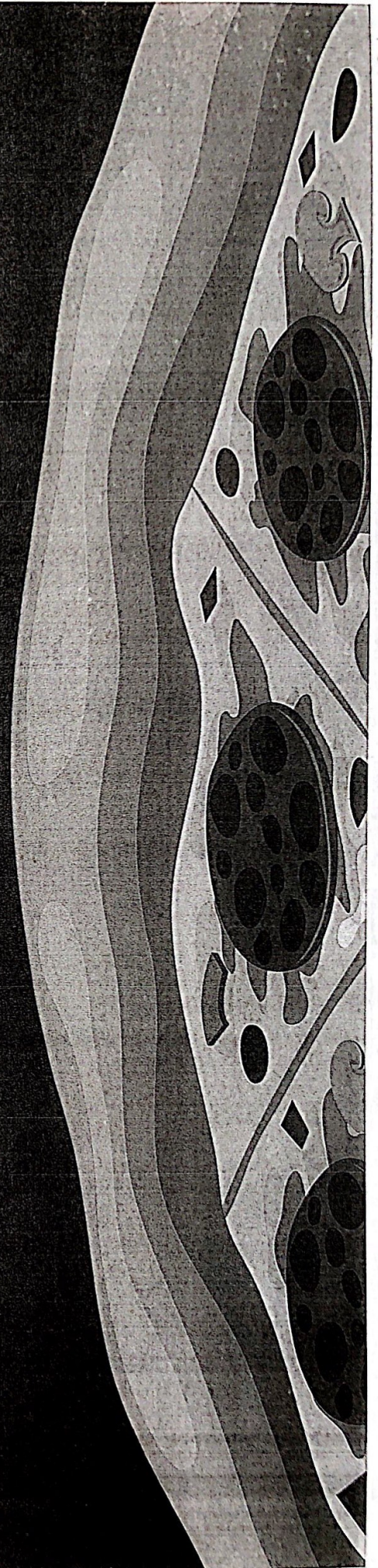
CRAFT ACTIVITY

Have the kids make a stained glass window, using black construction paper as a frame and colored tissue paper as the colors of the window. Cut out shapes and holes in the black paper, and then glue the colored tissue paper to the back of the page so that you can create your window. Encourage the kids to hang these in their windows at home so, like older churches, their colors can remind us of the light of Heaven shining into our world.

HEAVEN: HEAVEN ON EARTH

PIZZA PARTY

The Crust



“A friend loves at all times. They
are there to help when trouble
comes”

— Proverbs 17:17 (Nirv)





LESSON SNAPSHOT

BOTTOM LINE:

Friends must be trustworthy.

OBJECTIVE:

Kids will share ways they can be a trusted friend.

KEY PASSAGE:

Proverbs 11:13 and Proverbs 18:24, Aspects of Trust in Friendship

MEMORY VERSE:

"A friend loves at all times. They are there to help when trouble comes." Proverbs 17:17 (NirV)

SUMMARY:

If your crust is bad, the whole pizza is ruined. In the same way, trust is the foundation of a good friendship. Real friendships are built on a solid foundation of respect and reliability.

SIMPLE PRAYER:

Dear God,

Make us the kind of person our friends can trust.

*In Jesus' name,
Amen*



OBJECT LESSON OR KIDS SERMON

ITEMS NEEDED:

A cup of hot sauce

A cup of water

A blindfold

Pick two volunteers from the audience, preferably two who are good friends. Show everyone that you have a cup of hot sauce and a cup of water. Blindfold one of the two kids. Tell the kid with the blindfold to ask their friend for the cup of water. Have the friend hand the cup of water to the blindfolded kid, and instruct the kid to take a drink. Do they trust their friend enough to drink?

Trust is important in friendship, isn't it? When you decide who you want to be friends with, you look for trust. Is this someone I can trust with my secrets? Is this someone who I can count on when I am having a bad day? Is this someone who will stick up for me if someone else hurts me?

Friends know they can count on one another to do the right thing. They know they will be loyal. They know they will keep their confidence. And they know their friend would never give them hot sauce if they asked for water.

Trust is the foundation to a good friendship. Let's pray that God gives us friends we can trust, and makes us trustworthy friends as well.

MAKE IT STICK

5 Simple Ways You Can Make This Lesson Stick With Your Kids

THIS WEEK'S LESSON: THE CRUST



IN THE CAR:

Ask your child what they learned about this week on the drive home:

If your crust is bad, the whole pizza is ruined. In the same way, trust is the foundation of a good friendship. Real friendships are built on a solid foundation of respect and reliability. Proverbs 11:13 and Proverbs 18:24, Aspects of Trust in Friendship



HANGING OUT:

Make this week's lesson real:

Do an inspection on your house with the kids. Check out the foundation if you can. Ask the kids why a strong foundation is so important. Then ask them why being trustworthy is so important.



AT DINNER:

Here are some great discussion starters:

- What is the foundation of a good friendship?
- Can you be friends with people you don't trust?
- How can we be more trustworthy friends?



AT BEDTIME:

Quiz your child on this week's memory verse:

"A friend loves at all times. They are there to help when trouble comes." Proverbs 17:17 (NIV)



PARENT TIME:

What you need to know:

Are you the kind of person your friends can trust? Are you a parent whose children can trust in you? Pray that God will make you a trustworthy friend as well as a trustworthy Mom or Dad, and pray for you and your kids to have trustworthy friends.









PIZZA PARTY: THE CRUST



CRAFT ACTIVITY

Have the kids color the included pizza slice coloring page, but tell them not to color the crust. Let them make their own crust using craft supplies and glue sticks. They can be thin crust (tissue paper), thick crust (cardboard), or stuffed/deep dish style (cotton balls). Write or help them write a reminder on their page that trust is the foundation of a good friendship.

friends-davy & jonny




**"A friend loves at all
times, and a brother is
born for
adversity."**

- Proverbs 17:17 (NIV)



friends



LESSON SNAPSHOT

BOTTOM LINE:

The best friends are people who are faithful to you, no matter what the cost.

OBJECTIVE:

Through learning the story of David and Jonathan, kids will learn that friends are always faithful.

KEY PASSAGE:

1 Samuel 20:1-17. Jonathan disobeys his father to protect David, and David vows to always protect Jonathan's family.

MEMORY VERSE:

"A friend loves at all times, and a brother is born for adversity."
- Proverbs 17:17 (NIV)

SUMMARY:

True friends will never turn on you. They will stay faithful, no matter what it costs. David and Jonathan are the greatest example of friends. They would not let anything come between their friendship.

A SIMPLE PRAYER:


Dear God,

Forgive us for the times we've failed you, and our friends. Help us to be faithful friends to others, and bless us with friends who will do the same for us.

*In Jesus' name,
Amen*

FRIENDS: DAVY & JONNY

friends



OBJECT LESSON OR KIDS SERMON

ITEMS NEEDED:

One of your favorite Christmas ornaments

Begin the object lesson by showing your ornament to the kids. Tell them where/how you got it, how long you have had it, where it hangs/sits in your home, and if there's any special way you like to put it on display every year.

It's always fun when we decorate our houses for Christmas. For one month a year, our homes are transformed into a completely different place, filled with lights, angels, Santas, snowmen, garland, and other decorations. Part of the fun is bringing out the same decorations year after year, items that have become special to us over the years. Our decorations may move around the home, but they are still the same decorations we have known and loved for years. As comforting as it is to see the same decorations every year, it's even more comforting when we know we can count on the same people day after day, week after week, year after year. True friends are rare, and when we find those special people, it's important that we hang on to them.

We need to let our true friends know we appreciate them and that we love them. We should be sure to tell them how much we value their friendship. One of the best ways to do that is to be a faithful friend yourself! Don't let petty arguments, pride, or personal gain ever come between you and a friend.

More importantly, don't forget to thank God for the faithful friends you have. Faithful friends remind us of the friend we have in Jesus, and when God puts someone like that in our life, we need to show our gratitude.

It's a joy to see the same Christmas decorations year after year, but it's an even greater joy when you count the same people as friends for years and years. If you have a friend like that, be thankful. If you don't, ask God to bless you with one, and to help you become that kind of friend yourself.

FRIENDS: DAVY & JONNY

MAKE IT STICK

5 Simple Ways You Can Make This Lesson Stick With Your Kids

THIS WEEK'S LESSON: DAVY & JONNY



IN THE CAR:

On the drive home, ask your child what he learned about this week's lesson:

Today we learned about David and Jonathan, who were a perfect example of what best friends should be. David and Jonathan put their friendship first, and that's the kind of friend God wants us to be to others.



HANGING OUT:

Make this week's lesson real:

Ask your kids if they've had any struggles with their friends. Is everything good, or are there things threatening to break up a friendship? Encourage your child to make wise choices, and encourage him to be the kind of friend to others that he wants for himself.



AT DINNER:

Here are some great discussion starters:

- What other choices could Jonathan have made besides being loyal to David?
- Do you think Jonathan would have become king if he'd betrayed David?
- What are some of the things you've seen break up friendships?



AT BEDTIME:

Quiz your child on this week's memory verse:

"A friend loves at all times, and a brother is born for adversity." - Proverbs 17:17 (NIV)

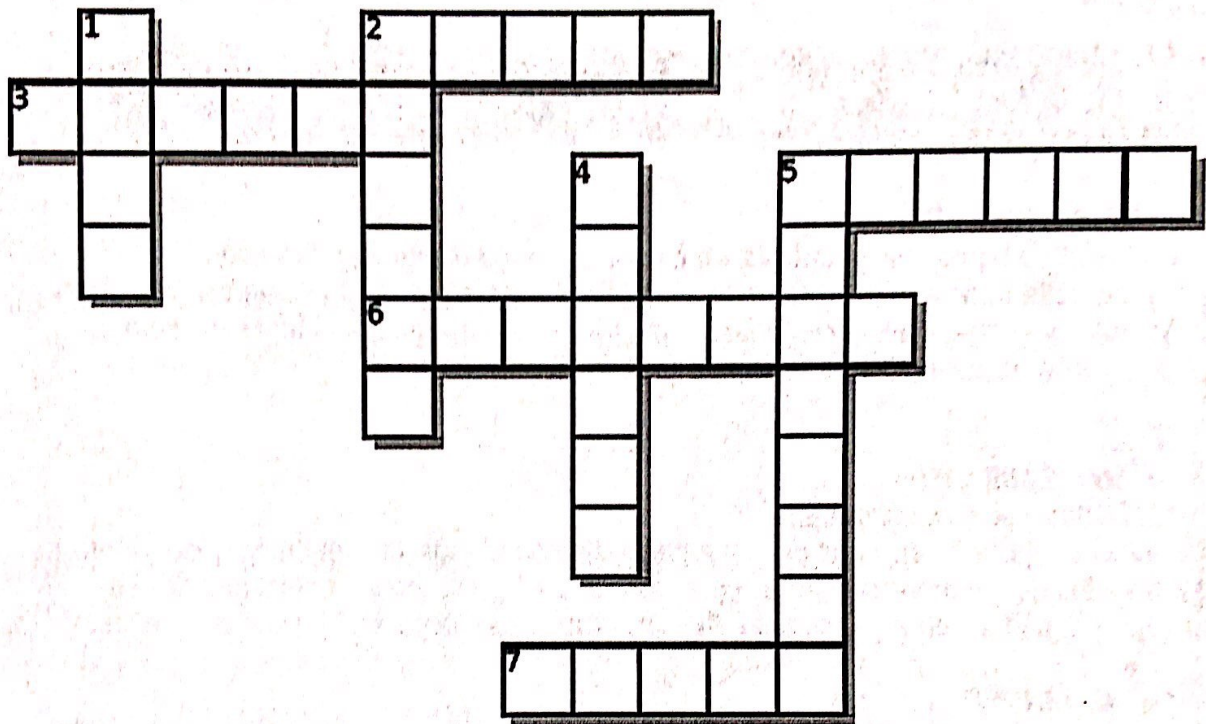


PARENT TIME:

Is there an old friendship in your life that needs mending? Pray for that old friend and reach out to him or her this week. It's never too late, even for parents, to build bridges with old friends.

FRIENDS: DAVY & JONNY

Best Friends




ACROSS

- 2 Jonathan _____ his friend's life
- 3 Robin's friend and mentor
- 5 Shaggy's pal
- 6 David _____ to honor Jonathan's family
- 7 The prince's best friend


DOWN

- 1 Jonathan's father
- 2 Charlie Brown's best friend
- 4 Books of the Bible that tell David's story
- 5 David's old job

Race Cars: Go Fast



**"Therefore, I urge you, brothers
and sisters, in view of God's mercy,
to offer your bodies as a living
sacrifice, holy and pleasing to
God—this is your true and proper
worship." - Romans 12:1 (NIV)**





LESSON SNAPSHOT

BOTTOM LINE:

Honor Mom and Dad by listening and responding quickly.

OBJECTIVE:

Kids will identify one area they can do better at obeying Mom and Dad the first time they ask.

KEY PASSAGE:

Ephesians 6:1-3, Honor Your Parents

MEMORY VERSE:

"Therefore, I urge you, brothers and sisters, in view of God's mercy, to offer your bodies as a living sacrifice, holy and pleasing to God—this is your true and proper worship."

Romans 12:1 (NIV)

SUMMARY:

Kids will identify one area they can do better at obeying Mom and Dad the first time they ask.

SIMPLE PRAYER:

Dear God,

Help us learn to obey our parents the first time.

In Jesus' name,

Amen

CARS: RACE CAR I GO FAST!



OBJECT LESSON OR KIDS SERMON

ITEMS NEEDED:

A smart phone

A VHS tape

Do you know how quickly you can watch a movie these days? It's as simple as opening an app on my phone and tapping on a movie title. Watch this!

Demonstrate by opening and streaming a movie on your phone. Pick something car-related - like Pixar's Cars.

You guys don't know how lucky you have it. When your parents were kids, they watched movies on videotapes. These tapes had to be loaded into a video tape player, and they had to be rewound every time you watched the movie. If you didn't rewind the movie, you could be waiting five or ten minutes for the tape to rewind before you could start watching!

No one likes to be kept waiting. Not kids, not parents. A great way to honor our parents is to make them NOT wait. When Mom and Dad call, we need to respond. We need to stop what we're doing and answer them. When they ask us for help, we need to move quickly to do a chore or lend a hand.

Mom and Dad do a lot for you. Let's honor them the best way we can by listening and responding right away when they ask us to do something.

CARS: RACE CAR I GO FAST!

MAKE IT STICK

5 Simple Ways You Can Make This Lesson Stick With Your Kids

THIS WEEK'S LESSON: RACE CAR



IN THE CAR:

Ask your child what they learned about this week on the drive home:

Racecars are designed to go as fast as they possibly can. God wants us to obey our parents with racecar speed and not disobey them or make them ask twice. Ephesians 6:1-3. Honor Your Parents



HANGING OUT:

Make this week's lesson real:

Challenge your kids to answer quickly when you need help this week. Have fun with it at times, and make it a race to get things done together.



AT DINNER:

Here are some great discussion starters:

- Why is it important to listen to your parents?
- How can answering us quickly be a way of honoring us?
- What can we do to help you learn to answer and help out quickly when we need you?



AT BEDTIME:

Quiz your child on this week's memory verse:

"Therefore, I urge you, brothers and sisters, in view of God's mercy, to offer your bodies as a living sacrifice, holy and pleasing to God—this is your true and proper worship."
Romans 12:1 (NIV)



PARENT TIME:

What you need to know:

Nothing is as frustrating as repeating yourself over and over when you call the kids. Encourage them to be better listeners this week, and practice good listening yourself when your spouse or kids call to you. Honor each other with a quick response, and reward those who are cheerful about serving others.

CARS: RACE CAR I GO FAST!



CRAFT ACTIVITY

Have the kids draw a race car that's made to be the fastest in the world. See what they come up with to give their car speed.

CARS: RACE CAR | GO FAST!



HOW TO TRAIN YOUR

ATTITUDE

WORDS

**“Set your minds on things
above, not on
earthly things.”**

- Colossians 3:2 (NIV)

HOW TO TRAIN YOUR

ATTITUDE

HOW TO TRAIN YOUR ATTITUDE

LESSON SNAPSHOT

BOTTOM LINE:

We need to use our tongues for good and not for evil.

OBJECTIVE:

Kids will learn what it means to tame the tongue and use it only for good.

KEY PASSAGE:

James 3:1-13, Taming the Tongue

MEMORY VERSE:

"Set your minds on things above, not on earthly things." - Colossians 3:2 (NIV)

SUMMARY:

The tongue can be more dangerous than a fire-breathing dragon. Kids will see why we need to learn to tame our tongues.

SIMPLE PRAYER:

Dear God,

Teach us to tame our tongues so that only good will come from our words.

In Jesus' name,

Amen

HOW TO TRAIN YOUR ATTITUDE: WORDS

HOW TO TRAIN YOUR ATTITUDE

OBJECT LESSON OR KIDS SERMON

ITEMS NEEDED:

Whipped cream

Pie tin

I need someone to help me. I have to make a pie later, and I don't know if I have enough whipped cream in this can. Can someone spray whipped cream into this pie pan for me and see if we can fill it up?

Have one of the kids fill up the pie pan with whipped cream.

Looks like I have enough whipped cream after all. Now, can you help me by putting the whipped cream back in the can?

See if your volunteer, or any other kids, have suggestions on putting the cream back in the can.

You can't put whipped cream back in the can. Once it's out, it's out. There's no taking it back. It's no good for anything, and I can't use it on a pie later.

That's the same problem with our tongues. Once words dance off our tongues and out of our mouths, there's no taking them back. That's why we must tame our tongues to only use good words.

It doesn't matter if the words you use are good or bad. There's no taking them back once they are spoken. So ask God to help you use your words only for good. Praise God with your words, and encourage others. Don't use the same tongue you use to praise God to hurt other people.

HOW TO TRAIN YOUR ATTITUDE: WORDS

MAKE IT STICK

5 Simple Ways You Can Make This Lesson Stick With Your Kids

THIS WEEK'S LESSON: WORDS



IN THE CAR:

Ask your child what they learned about this week on the drive home:

Today we learned that the tongue can be more dangerous than a fire-breathing dragon. We need to learn to tame our tongues, to praise God and to encourage other people rather than tear them down. James 3:1-13, Taming the Tongue



HANGING OUT:

Make this week's lesson real:

Set out a jar this week. Any time anyone in the family says something negative - calling someone a name, gossiping, or complaining - have that person put a coin in the jar. How many coins do you have at the end of the week? What can you all do to work harder at controlling the tongue?



AT DINNER:

Here are some great discussion starters:

- Why is the tongue as dangerous as a fire?
- Why do we need to tame our tongues?
- How can we use our tongues for good and not evil?



AT BEDTIME:

Quiz your child on this week's memory verse:

"Set your minds on things above, not on earthly things." - Colossians 3:2 (NIV)



PARENT TIME:

What you need to know:

How tame is your tongue? Do you let loose in front of the kids often? If your kids see you tame your tongue, they will follow your example. Ask God to help you control your tongue, and set an example for others, including your kids, to follow.

HOW TO TRAIN YOUR ATTITUDE: WORDS

HOW TO TRAIN YOUR ATTITUDE

CRAFT ACTIVITY

Have the kids create their own dragons, cutting them out of construction paper and decorating them with markers. If you want, you can have the kids wrap their dragon's mouths with tape as a reminder that we need to control our tongues.

HOW TO TRAIN YOUR ATTITUDE: WORDS