

ROSSFORD BOARD OF EDUCATION

February 28, 2021

Total Fund Balance \$39,165,465.49

Gross Depository (Bank) Balance:

Huntington National Bank (General Checking) \$1,257,927.14  
-----  
Sub-Total: Depository (Bank) Balance \$1,257,927.14

Investments:

StarOhio \$250,572.65  
US Bank N.A., Trust, General Fund \$37,353,053.92  
US Bank N.A., Trust Building \$452,151.71  
Huntington National Bank - Sweep \$0.00  
Cash equivalents - Facilities Lease \$0.01  
Other Securities \$0.00  
-----  
Sub-Total: Investments \$38,055,778.29

Athletic Checking Balances:

Junior High Athletics \$600.00  
High School Athletics \$0.00  
-----  
Sub-Total: Athletic Checking Balances \$600.00

Petty Cash and Change Funds \$50.00  
-----

Total \$39,314,355.43

Outstanding Checks \$134,612.79  
Outstanding Accounts Payable \$0.00  
-----

Total (Reconciled Balance) \$39,179,742.64

\*\*\* Adjustments:

(1) SERS Payment \$0.00  
(2) STRS Payment \$0.00  
(3) Other \$0.00  
(4) Reconciling Items \$14,277.15  
(5) \$0.00  
-----

Adjusted Total \$39,165,465.49

  
\_\_\_\_\_  
James Rossier Jr., Treasurer

**ROSSFORD BOARD OF EDUCATION ---**

**INVESTMENT REPORT FOR FEBRUARY, 2021**

US BANK N.A., TRUST - GENERAL FUND

2/28/2021 Ending Balance

US BANK N.A., GENERAL FUND

\$37,353,053.92

\$37,353,053.92

CASH EQUIVALENTS - HUNTINGTON INVESTMENT TRUST - FACILITIES LEASE

2/28/2021 Ending Balance

TOTAL CASH EQUIVALENTS - FACILITIES LEASE

\$0.01

\$0.01

HUNTINGTON NATIONAL BANK - SWEEP ACCOUNT

2/28/2021 Ending Balance

HUNTINGTON BANK ENDING BALANCE

\$0.00

\$0.00

STAR OHIO

2/28/2021 Ending Balance

STAR OHIO ENDING BALANCE

\$250,572.65

\$250,572.65

HUNTINGTON NATIONAL BANK - CHECKING

2/28/2021 Ending balance

HUNTINGTON NATIONAL BANK CHECKING BALANCE

\$1,257,927.14

\$1,257,927.14

US BANK N.A., TRUST - BUILDING FUND

2/28/2021 Ending Balance

US BANK N.A., TRUST BUILDING FUND

\$452,151.71

\$452,151.71

SUMMARY OF INVESTMENTS - FEBRUARY 2021

CERTIFICATES OF DEPOSIT

\$37,353,053.92

CASH EQUIVALENTS - FACILITIES LEASE PAYMENT

\$0.01

HUNTINGTON BANK - SWEEP ACCOUNT

\$0.00

STAR OHIO

\$250,572.65

HUNTINGTON NATIONAL BANK CHECKING ACCOUNT

\$1,257,927.14

US BANK N.A., TRUST - BUILDING FUND

\$452,151.71

OTHER SECURITIES

\$0.00

**GRAND TOTAL INVESTMENTS OF RECORD**

\$39,313,705.43

POWERSCHOOL  
 DATE: 03/02/2021  
 TIME: 08:13:43  
 SELECTION CRITERIA: ALL

ROSSFORD EXEMPTED VILLAGE SCHOOLS  
 OH CASH POSITION REPORT

ACCOUNTING PERIOD: 8/21

FUND SCC	DESCRIPTION	MTD RECEIPTS	FYTD RECEIPTS	MTD EXPENDITURES	FYTD EXPENDITURES	CURRENT FUND BALANCE	CURRENT ENCUMBRANCE	UNENCUMBERED FUND BALANCE
001 0000	GENERAL FUND							
	29,171,481.66	5,085,071.38	18,541,275.46	1,824,569.69	15,073,371.64	32,639,385.48	1,052,032.99	31,587,352.49
	-----	-----	-----	-----	-----	-----	-----	-----
	TOTAL FOR Fund 001:							
	29,171,481.66	5,085,071.38	18,541,275.46	1,824,569.69	15,073,371.64	32,639,385.48	1,052,032.99	31,587,352.49
002 0000	BOND RETIREMENT FUND							
	458,506.79	461,200.37	1,112,978.69	1,318.36	812,720.76	758,764.72	0.00	758,764.72
	-----	-----	-----	-----	-----	-----	-----	-----
	TOTAL FOR Fund 002:							
	458,506.79	461,200.37	1,112,978.69	1,318.36	812,720.76	758,764.72	0.00	758,764.72
003 0000	PERMANENT IMPROVEMENT							
	3,672,612.78	766,015.81	2,017,793.77	2,113.48	1,543,004.20	4,147,402.35	0.00	4,147,402.35
	-----	-----	-----	-----	-----	-----	-----	-----
	TOTAL FOR Fund 003:							
	3,672,612.78	766,015.81	2,017,793.77	2,113.48	1,543,004.20	4,147,402.35	0.00	4,147,402.35
004 0000	BLDGG/CAPITAL PROJ							
	4,457,170.95	62.75	65,508.37	376,856.11	4,314,724.93	207,954.39	50,071.21	157,883.18
	-----	-----	-----	-----	-----	-----	-----	-----
	TOTAL FOR Fund 004:							
	4,457,170.95	62.75	65,508.37	376,856.11	4,314,724.93	207,954.39	50,071.21	157,883.18
006 0000	FOOD SERVICE							
	16,113.27	40,659.71	178,486.43	35,257.21	290,478.20	-95,878.50	66,014.05	-161,892.55
	-----	-----	-----	-----	-----	-----	-----	-----
	TOTAL FOR Fund 006:							
	16,113.27	40,659.71	178,486.43	35,257.21	290,478.20	-95,878.50	66,014.05	-161,892.55
007 9001	LARRY EMCH SCHOL							
	1,951.73	0.00	0.00	500.00	500.00	1,451.73	0.00	1,451.73
007 9005	PATRICIA GLADIEUX SCHOL							
	2,400.00	0.00	0.00	400.00	400.00	2,000.00	0.00	2,000.00
007 9008	BARTHOLD SCHOL							
	10,545.00	0.00	0.00	1,000.00	1,000.00	9,545.00	0.00	9,545.00
007 9010	NORDMANN SCHOL							
	15,522.18	0.00	0.00	4,850.00	4,850.00	10,672.18	500.00	10,172.18
007 9013	KERRY ON AWARD							



POWERSCHOOL  
 DATE: 03/02/2021  
 TIME: 08:13:43  
 SELECTION CRITERIA: ALL

ROSSFORD EXEMPTED VILLAGE SCHOOLS  
 OH CASH POSITION REPORT

ACCOUNTING PERIOD: 8/21

FUND SCC	DESCRIPTION BEGIN BALANCE	MTD RECEIPTS	FYTD RECEIPTS	MTD EXPENDITURES	FYTD EXPENDITURES	CURRENT FUND BALANCE	CURRENT ENCUMBRANCE	UNENCUMBERED FUND BALANCE
	73,472.54	1,523.69	3,607.85	1,096.66	5,077.50	72,002.89	8,605.83	63,397.06
019 9016	FOUR M HOLDINGS, LTD 24,903.56	0.00	6,700.00	778.72	2,997.74	28,605.82	1,002.26	27,603.56
019 9022	FIRST SOLAR 132,191.46	175,830.29	175,830.29	0.00	22,219.66	285,802.09	7,095.23	278,706.86
019 9024	WALGREENS 11,957.43	0.00	108,922.19	0.00	118,624.91	2,254.71	2,254.71	0.00
019 9025	INTERSTATE GLASS 6,485.97	0.00	0.00	0.00	6,364.99	120.98	120.98	0.00
019 9027	FED EX ENTERPRISE ZONE 144,338.38	256,150.00	256,150.00	0.00	99,776.79	300,711.59	250,000.00	50,711.59
019 9028	LAKO TOOL ENTERPRISE ZONE 8,974.81	0.00	0.00	0.00	8,807.41	167.40	167.40	0.00
019 9029	OE MEYER ENTERPRISE ZONE 21,307.22	0.00	9,187.50	0.00	21,307.22	9,187.50	0.00	9,187.50
019 9030	ZGL INVESTMENTS 53,552.38	0.00	0.00	0.00	52,553.49	998.89	998.89	0.00
019 9031	AC&SONS / IC-FLUID POWER 36,355.17	9,044.03	9,044.03	0.00	35,684.95	9,714.25	670.22	9,044.03
019 9032	IMCO/BEE TREE 49,066.00	13,250.00	13,250.00	0.00	48,150.79	14,165.21	915.21	13,250.00
019 9033	RRP PACKAGING 37,825.55	0.00	11,000.00	0.00	37,120.01	11,705.54	705.54	11,000.00
019 9034	NORPLAS INDUSTRIES INC 14,690.75	0.00	0.00	0.00	14,690.75	0.00	0.00	0.00
019 9035	OMNICARE INC 3,789.00	0.00	0.00	0.00	3,789.00	0.00	0.00	0.00
019 9036	JAM BEST ONE TIRE 2,500.00	0.00	0.00	0.00	2,453.37	46.63	46.63	0.00
	-----	-----	-----	-----	-----	-----	-----	-----
TOTAL FOR Fund 019:	547,937.68	454,274.32	590,084.01	778.72	474,541.08	663,480.61	263,977.07	399,503.54
022 5001	MEDICAL INSURANCE 217,391.41	240,907.20	1,935,294.99	241,746.18	1,952,232.00	200,454.40	1,698.99	198,755.41

POWERSCHOOL  
 DATE: 03/02/2021  
 TIME: 08:13:43  
 SELECTION CRITERIA: ALL

ROSSFORD EXEMPTED VILLAGE SCHOOLS  
 OH CASH POSITION REPORT

ACCOUNTING PERIOD: 8/21

FUND SCC	DESCRIPTION BEGIN BALANCE	MTD RECEIPTS	FYTD RECEIPTS	MTD EXPENDITURES	FYTD EXPENDITURES	CURRENT FUND BALANCE	CURRENT ENCUMBRANCE	UNENCUMBERED FUND BALANCE
022 5002	DENTAL INSURANCE ESCROW 18,672.47	19,548.86	162,548.49	19,568.26	163,320.03	17,900.93	116.21	17,784.72
022 5003	VISION INSURANCE 4,283.63	4,947.30	39,857.16	-32.37	40,620.93	3,519.86	5,194.20	-1,674.34
022 5004	LIFE INSURANCE 9,343.00	4,754.00	33,528.00	3,448.50	21,250.50	21,620.50	55.50	21,565.00
022 5005	SERS BOARD SHARE 84,390.97	30,857.21	297,669.42	48,064.00	384,512.00	-2,451.61	0.00	-2,451.61
022 5006	STRS BOARD SHARE 206,616.66	119,338.67	1,002,710.86	122,784.00	1,112,398.00	96,929.52	0.00	96,929.52
TOTAL FOR Fund 022:								
	540,698.14	420,353.24	3,471,608.92	435,578.57	3,674,333.46	337,973.60	7,064.90	330,908.70
200 9130	DRAMA CLUB - HS 12,992.09	0.00	2,229.00	0.00	2,468.81	12,752.28	3,783.23	8,969.05
200 9250	INTERNATIONAL CLUB - HS 733.21	0.00	0.00	0.00	0.00	733.21	0.00	733.21
200 9480	GLEE CLUB - HS 5,236.98	0.00	0.00	0.00	0.00	5,236.98	0.00	5,236.98
200 961A	STUDENT COUNCIL - ELEM 4,913.29	0.00	180.83	0.00	0.00	5,094.12	300.00	4,794.12
200 961B	STUDENT COUNCIL - ELEM 180.83	0.00	0.00	0.00	180.83	0.00	0.00	0.00
200 961D	STUDENT COUNCIL - JH 907.71	0.00	0.00	0.00	0.00	907.71	0.00	907.71
200 9610	STUDENT COUNCIL - HS 7,708.59	0.00	379.27	900.00	2,064.92	6,022.94	500.00	5,522.94
200 962A	JUST SAY NO CLUB - ELEM 347.30	0.00	0.00	0.00	0.00	347.30	0.00	347.30
200 963B	MARKETING EDUCATION -HS 3,736.25	0.00	0.00	0.00	0.00	3,736.25	0.00	3,736.25
200 963C	TEEN INSTITUTE HS 365.33	0.00	0.00	0.00	0.00	365.33	0.00	365.33
200 963D	JUNIOR RED CROSS - HS 365.55	0.00	0.00	0.00	0.00	365.55	0.00	365.55

POWERSCHOOL  
 DATE: 03/02/2021  
 TIME: 08:13:43  
 SELECTION CRITERIA: ALL

ROSSFORD EXEMPTED VILLAGE SCHOOLS  
 OH CASH POSITION REPORT

PAGE NUMBER: 5  
 CASHPOSNEOH

ACCOUNTING PERIOD: 8/21

FUND SCC	DESCRIPTION BEGIN BALANCE	MTD RECEIPTS	FYTD RECEIPTS	MTD EXPENDITURES	FYTD EXPENDITURES	CURRENT FUND BALANCE	CURRENT ENCUMBRANCE	UNENCUMBERED FUND BALANCE
200 963E	JUNIOR TEEN INSTITUTE -JH 286.21	0.00	0.00	0.00	0.00	286.21	0.00	286.21
200 963F	ELEMENTARY COMPUTER CLUB 511.79	0.00	0.00	0.00	0.00	511.79	0.00	511.79
200 9640	SOS CLUB HIGH SCHOOL 2,051.23	0.00	858.00	0.00	1,516.92	1,392.31	91.08	1,301.23
200 965C	CHESS CLUB - HS 1,491.18	0.00	1,039.00	120.00	813.50	1,716.68	880.00	836.68
200 967D	RHS CLASS OF 2020 279.92	0.00	0.00	0.00	279.92	0.00	250.00	-250.00
200 967E	RHS CLASS OF 2021 814.52	0.00	879.92	0.00	883.50	810.94	356.50	454.44
200 967F	RHS CLASS OF 2022 2,766.52	0.00	120.00	309.50	1,020.50	1,866.02	736.00	1,130.02
200 968C	R-PRIDE YEARBOOK 7,789.92	0.00	2,690.00	0.00	4,671.33	5,808.59	0.00	5,808.59
200 968E	JUNIOR HIGH YEARBOOK 5,702.33	0.00	20.00	0.00	0.00	5,722.33	0.00	5,722.33
200 9690	NEWSPAPER - HS 1,599.21	0.00	0.00	0.00	0.00	1,599.21	0.00	1,599.21
200 9710	NHS - HS 417.81	15.00	354.31	0.00	441.55	330.57	710.05	-379.48
----- TOTAL FOR Fund 200: 61,197.77		----- 15.00	----- 8,750.33	----- 1,329.50	----- 14,341.78	----- 55,606.32	----- 7,606.86	----- 47,999.46
300 950A	ATHLETICS - JH 9,751.55	1,028.00	6,763.00	4,539.18	18,169.18	-1,654.63	4,138.53	-5,793.16
300 950C	CONCESSIONS - HS 4.27	0.00	0.00	0.00	0.00	4.27	0.00	4.27
300 9500	ATHLETICS - HS 52,181.25	3,487.00	63,225.00	2,680.00	85,201.98	30,204.27	17,473.54	12,730.73
300 9510	ATHLETIC HALL OF FAME -HS 1,275.93	0.00	0.00	0.00	0.00	1,275.93	0.00	1,275.93
300 955C	CHEERLEADERS - HS 1,459.55	0.00	0.00	0.00	0.00	1,459.55	0.00	1,459.55

POWERSCHOOL  
 DATE: 03/02/2021  
 TIME: 08:13:43  
 SELECTION CRITERIA: ALL

ROSSFORD EXEMPTED VILLAGE SCHOOLS  
 OH CASH POSITION REPORT

ACCOUNTING PERIOD: 8/21

FUND SCC	DESCRIPTION BEGIN BALANCE	MTD RECEIPTS	FYTD RECEIPTS	MTD EXPENDITURES	FYTD EXPENDITURES	CURRENT FUND BALANCE	CURRENT ENCUMBRANCE	UNENCUMBERED FUND BALANCE
300 955E	CHEERLEADERS - JH 292.00	0.00	0.00	0.00	0.00	292.00	0.00	292.00
300 959A	VARSITY R 23,795.49	0.00	32,397.52	1,354.00	13,788.61	42,404.40	10,289.76	32,114.64
300 959D	DANCE TEAM - HS 951.14	0.00	0.00	0.00	0.00	951.14	0.00	951.14
300 959E	WRESTLERETTES - JH 278.10	0.00	0.00	0.00	0.00	278.10	0.00	278.10
300 9590	WRESTLERETTES - HS 612.34	0.00	140.00	90.22	230.22	522.12	369.78	152.34
-----								
TOTAL FOR Fund 300:	90,601.62	4,515.00	102,525.52	8,663.40	117,389.99	75,737.15	32,271.61	43,465.54
401 9220	AUXILIARY SERVICES FY20 8,470.95	0.00	0.00	0.00	8,470.95	0.00	0.00	0.00
401 9221	AUXILIARY SERVICES FY21 0.00	48,662.91	111,400.67	6,249.55	47,449.09	63,951.58	17,927.19	46,024.39
-----								
TOTAL FOR Fund 401:	8,470.95	48,662.91	111,400.67	6,249.55	55,920.04	63,951.58	17,927.19	46,024.39
451 9220	OHIO K-12 CONNECTIVITY 3,010.00	0.00	0.00	0.00	3,010.00	0.00	0.00	0.00
451 9221	OH K-12 CONNECTIVITY FY21 0.00	0.00	2,700.00	0.00	0.00	2,700.00	0.00	2,700.00
-----								
TOTAL FOR Fund 451:	3,010.00	0.00	2,700.00	0.00	3,010.00	2,700.00	0.00	2,700.00
467 9220	STUDENT WELLNESS SUCCESS 181,566.83	0.00	0.00	10,317.37	137,207.70	44,359.13	32,952.14	11,406.99
467 9221	STUDENT WELLNESS SUCCESS 0.00	128,124.41	256,253.41	0.00	0.00	256,253.41	0.00	256,253.41
-----								
TOTAL FOR Fund 467:	181,566.83	128,124.41	256,253.41	10,317.37	137,207.70	300,612.54	32,952.14	267,660.40



POWERSCHOOL  
 DATE: 03/02/2021  
 TIME: 08:13:43  
 SELECTION CRITERIA: ALL

ROSSFORD EXEMPTED VILLAGE SCHOOLS  
 OH CASH POSITION REPORT

PAGE NUMBER: 7  
 CASHPOSNEOH

ACCOUNTING PERIOD: 8/21

FUND SCC	DESCRIPTION BEGIN BALANCE	MTD RECEIPTS	FYTD RECEIPTS	MTD EXPENDITURES	FYTD EXPENDITURES	CURRENT FUND BALANCE	CURRENT ENCUMBRANCE	UNENCUMBERED FUND BALANCE
499 9221	MISC STATE GRANTS 0.00	0.00	0.00	0.00	22,853.77	-22,853.77	0.00	-22,853.77
-----								
TOTAL FOR Fund 499:		0.00	0.00	0.00	22,853.77	-22,853.77	0.00	-22,853.77
507 9221	ESSER 0.00	0.00	150,971.53	33,356.16	184,327.69	-33,356.16	8,732.48	-42,088.64
-----								
TOTAL FOR Fund 507:		0.00	150,971.53	33,356.16	184,327.69	-33,356.16	8,732.48	-42,088.64
510 9221	CORONA RELIEF FUND 0.00	FY21 0.00	73,496.49	0.00	73,496.49	0.00	0.00	0.00
510 9321	CARES CONNECT GRANT 0.00	FY21 0.00	852.00	50.00	902.00	-50.00	348.00	-398.00
-----								
TOTAL FOR Fund 510:		0.00	74,348.49	50.00	74,398.49	-50.00	348.00	-398.00
516 9220	IDEA PART B 0.00	FY20 0.00	78,924.42	0.00	78,924.42	0.00	0.00	0.00
516 9221	IDEA PART B 0.00	FY21 0.00	157,050.68	32,468.41	189,519.09	-32,468.41	15,608.11	-48,076.52
-----								
TOTAL FOR Fund 516:		0.00	235,975.10	32,468.41	268,443.51	-32,468.41	15,608.11	-48,076.52
536 9220	TITLE I SCHOOL IMPROVE 0.00	0.00	19,432.31	0.00	19,432.31	0.00	0.00	0.00
-----								
TOTAL FOR Fund 536:		0.00	19,432.31	0.00	19,432.31	0.00	0.00	0.00
572 9220	TITLE I 0.00	FY20 0.00	52,735.75	0.00	52,735.75	0.00	0.00	0.00
572 9221	TITLE I 0.00	FY21 0.00	102,041.96	10,632.94	112,674.90	-10,632.94	3,079.27	-13,712.21
-----								

POWERSCHOOL  
 DATE: 03/02/2021  
 TIME: 08:13:43  
 SELECTION CRITERIA: ALL

ROSSFORD EXEMPTED VILLAGE SCHOOLS  
 OH CASH POSITION REPORT

ACCOUNTING PERIOD: 8/21

FUND SCC	DESCRIPTION BEGIN BALANCE	MTD RECEIPTS	FYTD RECEIPTS	MTD EXPENDITURES	FYTD EXPENDITURES	CURRENT FUND BALANCE	CURRENT ENCUMBRANCE	UNENCUMBERED FUND BALANCE
TOTAL FOR Fund 572:		0.00	154,777.71	10,632.94	165,410.65	-10,632.94	3,079.27	-13,712.21
587 9220	ECSE IDEA FY20 0.00	0.00	2,294.37	0.00	2,294.37	0.00	0.00	0.00
587 9221	ECSE IDEA FY21 0.00	0.00	3,059.89	438.63	3,498.52	-438.63	500.00	-938.63
TOTAL FOR Fund 587:		0.00	5,354.26	438.63	5,792.89	-438.63	500.00	-938.63
590 9220	TITLE II-A FY20 0.00	0.00	17,995.95	0.00	16,963.98	1,031.97	0.00	1,031.97
590 9221	TITLE II-A FY21 0.00	0.00	4,923.83	1,620.00	6,543.83	-1,620.00	1,903.69	-3,523.69
TOTAL FOR Fund 590:		0.00	22,919.78	1,620.00	23,507.81	-588.03	1,903.69	-2,491.72
599 9220	TITLE IV-A 0.00	0.00	8,017.90	0.00	8,017.90	0.00	0.00	0.00
599 9221	TITLE IV-A FY21 0.00	0.00	714.20	2,408.30	3,182.28	-2,468.08	13,828.52	-16,296.60
599 9321	MISC FEDERAL GRANTS 0.00	0.00	3,000.00	0.00	3,000.00	0.00	0.00	0.00
TOTAL FOR Fund 599:		0.00	11,732.10	2,408.30	14,200.18	-2,468.08	13,828.52	-16,296.60
GRAND TOTALS:		39,410,478.59	27,141,515.71	2,793,603.06	27,305,004.58	39,165,465.49	1,583,023.92	37,582,441.57

POWERSCHOOL  
 DATE: 03/02/2021  
 TIME: 08:13:43  
 SELECTION CRITERIA: ALL

ROSSFORD EXEMPTED VILLAGE SCHOOLS  
 OH CASH POSITION REPORT

ACCOUNTING PERIOD: 8/21

FUND SCC	DESCRIPTION BEGIN BALANCE	MTD RECEIPTS	FYTD RECEIPTS	MTD EXPENDITURES	FYTD EXPENDITURES	CURRENT FUND BALANCE	CURRENT ENCUMBRANCE	UNENCUMBERED FUND BALANCE
001	29,171,481.66	5,085,071.38	18,541,275.46	1,824,569.69	15,073,371.64	32,639,385.48	1,052,032.99	31,587,352.49
002	458,506.79	461,200.37	1,112,978.69	1,318.36	812,720.76	758,764.72	0.00	758,764.72
003	3,672,612.78	766,015.81	2,017,793.77	2,113.48	1,543,004.20	4,147,402.35	0.00	4,147,402.35
004	4,457,170.95	62.75	65,508.37	376,856.11	4,314,724.93	207,954.39	50,071.21	157,883.18
006	16,113.27	40,659.71	178,486.43	35,257.21	290,478.20	-95,878.50	66,014.05	-161,892.55
007	46,113.38	0.00	1,015.00	8,500.00	8,500.00	38,628.38	500.00	38,128.38
014	0.00	0.00	2,016.00	0.00	2,016.00	0.00	0.00	0.00
018	73,472.54	1,523.69	3,607.85	1,096.66	5,077.50	72,002.89	8,605.83	63,397.06
019	547,937.68	454,274.32	590,084.01	778.72	474,541.08	663,480.61	263,977.07	399,503.54
022	540,698.14	420,353.24	3,471,608.92	435,578.57	3,674,333.46	337,973.60	7,064.90	330,908.70
200	61,197.77	15.00	8,750.33	1,329.50	14,341.78	55,606.32	7,606.86	47,999.46
300	90,601.62	4,515.00	102,525.52	8,663.40	117,389.99	75,737.15	32,271.61	43,465.54
401	8,470.95	48,662.91	111,400.67	6,249.55	55,920.04	63,951.58	17,927.19	46,024.39
451	3,010.00	0.00	2,700.00	0.00	3,010.00	2,700.00	0.00	2,700.00

POWERSCHOOL  
 DATE: 03/02/2021  
 TIME: 08:13:43  
 SELECTION CRITERIA: ALL

ROSSFORD EXEMPTED VILLAGE SCHOOLS  
 OH CASH POSITION REPORT

PAGE NUMBER: 10  
 CASHPOSNEOH

ACCOUNTING PERIOD: 8/21

FUND SCC	DESCRIPTION BEGIN BALANCE	MTD RECEIPTS	FYTD RECEIPTS	MTD EXPENDITURES	FYTD EXPENDITURES	CURRENT FUND BALANCE	CURRENT ENCUMBRANCE	UNENCUMBERED FUND BALANCE
467	181,566.83	128,124.41	256,253.41	10,317.37	137,207.70	300,612.54	32,952.14	267,660.40
499	0.00	0.00	0.00	0.00	22,853.77	-22,853.77	0.00	-22,853.77
507	0.00	0.00	150,971.53	33,356.16	184,327.69	-33,356.16	8,732.48	-42,088.64
510	0.00	0.00	74,348.49	50.00	74,398.49	-50.00	348.00	-398.00
516	0.00	0.00	235,975.10	32,468.41	268,443.51	-32,468.41	15,608.11	-48,076.52
536	0.00	0.00	19,432.31	0.00	19,432.31	0.00	0.00	0.00
572	0.00	0.00	154,777.71	10,632.94	165,410.65	-10,632.94	3,079.27	-13,712.21
587	0.00	0.00	5,354.26	438.63	5,792.89	-438.63	500.00	-938.63
590	0.00	0.00	22,919.78	1,620.00	23,507.81	-588.03	1,903.69	-2,491.72
599	0.00	0.00	11,732.10	2,408.30	14,200.18	-2,468.08	13,828.52	-16,296.60
GRAND TOTALS:	39,328,954.36	7,410,478.59	27,141,515.71	2,793,603.06	27,305,004.58	39,165,465.49	1,583,023.92	37,582,441.57

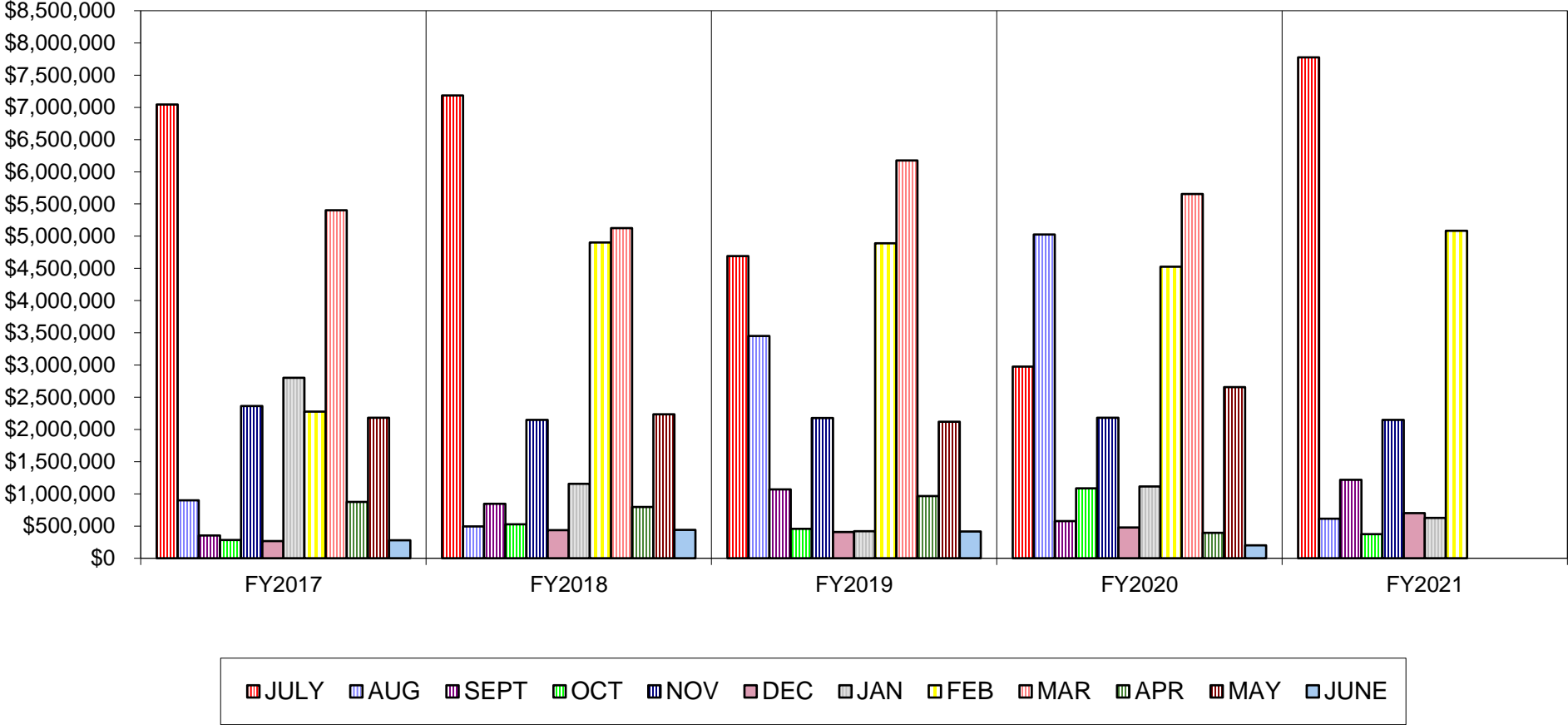
ROSSFORD EXEMPTED VILLAGE SCHOOLS - GENERAL FUND ONLY  
FISCAL YEAR

	2 0 2 1				2 0 2 0				2 0 1 9						
	MONTHLY		YEAR TO DATE		GENERAL FUND END OF MONTH BALANCE	MONTHLY		YEAR TO DATE		GENERAL FUND END OF MONTH BALANCE	MONTHLY		YEAR TO DATE		GENERAL FUND END OF MONTH BALANCE
	Revenue	Expenses	Revenue	Expenses		Revenue	Expenses	Revenue	Expenses		Revenue	Expenses	Revenue	Expenses	
J					\$29,171,481.66					\$25,232,980.32					\$19,857,496.40
J	\$7,775,704.94	\$1,781,231.59	\$7,775,704.94	\$1,781,231.59	\$35,165,955.01	\$2,974,644.63	\$1,850,916.48	\$2,974,644.63	\$1,850,916.48	\$26,356,708.47	\$4,691,126.15	\$1,632,494.59	\$4,691,126.15	\$1,632,494.59	\$22,916,127.96
A	\$612,709.31	\$1,728,236.33	\$8,388,414.25	\$3,509,467.92	\$34,050,427.99	\$5,024,949.24	\$1,620,628.80	\$7,999,593.87	\$3,471,545.28	\$29,761,028.91	\$3,451,226.96	\$2,155,324.81	\$8,142,353.11	\$3,787,819.40	\$24,212,030.11
S	\$1,218,734.56	\$1,792,397.20	\$9,607,148.81	\$5,301,865.12	\$33,476,765.35	\$574,864.32	\$1,984,772.25	\$8,574,458.19	\$5,456,317.53	\$28,351,120.98	\$1,066,896.53	\$1,111,251.78	\$9,209,249.64	\$4,899,071.18	\$24,167,674.86
O	\$373,841.65	\$2,467,731.85	\$9,980,990.46	\$7,769,596.97	\$31,382,875.15	\$1,087,498.82	\$1,680,440.08	\$9,661,957.01	\$7,136,757.61	\$27,758,179.72	\$456,064.12	\$1,772,604.53	\$9,665,313.76	\$6,671,675.71	\$22,851,134.45
N	\$2,147,987.59	\$1,838,505.32	\$12,128,978.05	\$9,608,102.29	\$31,692,357.42	\$2,182,988.10	\$2,430,202.81	\$11,844,945.11	\$9,566,960.42	\$27,510,965.01	\$2,176,567.08	\$2,225,404.62	\$11,841,880.84	\$8,897,080.33	\$22,802,296.91
D	\$701,590.05	\$1,799,247.57	\$12,830,568.10	\$11,407,349.86	\$30,594,699.90	\$475,850.94	\$1,790,408.18	\$12,320,796.05	\$11,357,368.60	\$26,196,407.77	\$407,613.94	\$1,693,277.08	\$12,249,494.78	\$10,590,357.41	\$21,516,633.77
J	\$625,635.98	\$1,841,452.09	\$13,456,204.08	\$13,248,801.95	\$29,378,883.79	\$1,116,023.34	\$1,729,793.22	\$13,436,819.39	\$13,087,161.82	\$25,582,637.89	\$420,231.35	\$1,659,934.04	\$12,669,726.13	\$12,250,291.45	\$20,276,931.08
F	\$5,085,071.38	\$1,824,569.69	\$18,541,275.46	\$15,073,371.64	\$32,639,385.48	\$4,524,622.51	\$1,659,470.51	\$17,961,441.90	\$14,746,632.33	\$28,447,789.89	\$4,888,002.35	\$1,624,202.25	\$17,557,728.48	\$13,874,493.70	\$23,540,731.18
M						\$5,656,510.14	\$1,951,487.34	\$23,617,952.04	\$16,698,119.67	\$32,152,812.69	\$6,176,843.30	\$1,969,637.67	\$23,734,571.78	\$15,844,131.37	\$27,747,936.81
A						\$393,843.46	\$1,681,187.05	\$24,011,795.50	\$18,379,306.72	\$30,865,469.10	\$966,580.75	\$1,643,121.18	\$24,701,152.53	\$17,487,252.55	\$27,071,396.38
M						\$2,658,316.51	\$2,218,150.57	\$26,670,112.01	\$20,597,457.29	\$31,305,635.04	\$2,119,521.51	\$2,204,902.29	\$26,820,674.04	\$19,692,154.84	\$26,986,015.60
J						\$201,718.05	\$2,335,871.43	\$26,871,830.06	\$22,933,328.72	\$29,171,481.66	\$416,327.43	\$2,169,362.71	\$27,237,001.47	\$21,861,517.55	\$25,232,980.32

ROSSFORD EXEMPTED VILLAGE SCHOOLS - GENERAL FUND ONLY  
CALENDAR YEAR

	2021				2020				2019						
	MONTHLY		YEAR TO DATE		MONTHLY		YEAR TO DATE		MONTHLY		YEAR TO DATE		GENERAL FUND		
	Revenue	Expenses	Revenue	Expenses	Revenue	Expenses	Revenue	Expenses	Revenue	Expenses	Revenue	Expenses	END OF MONTH BALANCE		
D													\$30,594,699.90	\$26,196,407.77	\$21,516,633.77
J	\$625,635.98	\$1,841,452.09	\$625,635.98	\$1,841,452.09	\$29,378,883.79	\$1,116,023.34	\$1,729,793.22	\$1,116,023.34	\$1,729,793.22	\$25,582,637.89	\$420,231.35	\$1,659,934.04	\$420,231.35	\$1,659,934.04	\$20,276,931.08
F	\$5,085,071.38	\$1,824,569.69	\$5,710,707.36	\$3,666,021.78	\$32,639,385.48	\$4,524,622.51	\$1,659,470.51	\$5,640,645.85	\$3,389,263.73	\$28,447,789.89	\$4,888,002.35	\$1,624,202.25	\$5,308,233.70	\$3,284,136.29	\$23,540,731.18
M						\$5,656,510.14	\$1,951,487.34	\$11,297,155.99	\$5,340,751.07	\$32,152,812.69	\$6,176,843.30	\$1,969,637.67	\$11,485,077.00	\$5,253,773.96	\$27,747,936.81
A						\$393,843.46	\$1,681,187.05	\$11,690,999.45	\$7,021,938.12	\$30,865,469.10	\$966,580.75	\$1,643,121.18	\$12,451,657.75	\$6,896,895.14	\$27,071,396.38
M						\$2,658,316.51	\$2,218,150.57	\$14,349,315.96	\$9,240,088.69	\$31,305,635.04	\$2,119,521.51	\$2,204,902.29	\$14,571,179.26	\$9,101,797.43	\$26,986,015.60
J						\$201,718.05	\$2,335,871.43	\$14,551,034.01	\$11,575,960.12	\$29,171,481.66	\$416,327.43	\$2,169,362.71	\$14,987,506.69	\$11,271,160.14	\$25,232,980.32
J						\$7,775,704.94	\$1,781,231.59	\$22,326,738.95	\$13,357,191.71	\$35,165,955.01	\$2,974,644.63	\$1,850,916.48	\$17,962,151.32	\$13,122,076.62	\$26,356,708.47
A						\$612,709.31	\$1,728,236.33	\$22,939,448.26	\$15,085,428.04	\$34,050,427.99	\$5,024,949.24	\$1,620,628.80	\$22,987,100.56	\$14,742,705.42	\$29,761,028.91
S						\$1,218,734.56	\$1,792,397.20	\$24,158,182.82	\$16,877,825.24	\$33,476,765.35	\$574,864.32	\$1,984,772.25	\$23,561,964.88	\$16,727,477.67	\$28,351,120.98
O						\$373,841.65	\$2,467,731.85	\$24,532,024.47	\$19,345,557.09	\$31,382,875.15	\$1,087,498.82	\$1,680,440.08	\$24,649,463.70	\$18,407,917.75	\$27,758,179.72
N						\$2,147,987.59	\$1,838,505.32	\$26,680,012.06	\$21,184,062.41	\$31,692,357.42	\$2,182,988.10	\$2,430,202.81	\$26,832,451.80	\$20,838,120.56	\$27,510,965.01
D						\$701,590.05	\$1,799,247.57	\$27,381,602.11	\$22,983,309.98	\$30,594,699.90	\$475,850.94	\$1,790,408.18	\$27,308,302.74	\$22,628,528.74	\$26,196,407.77

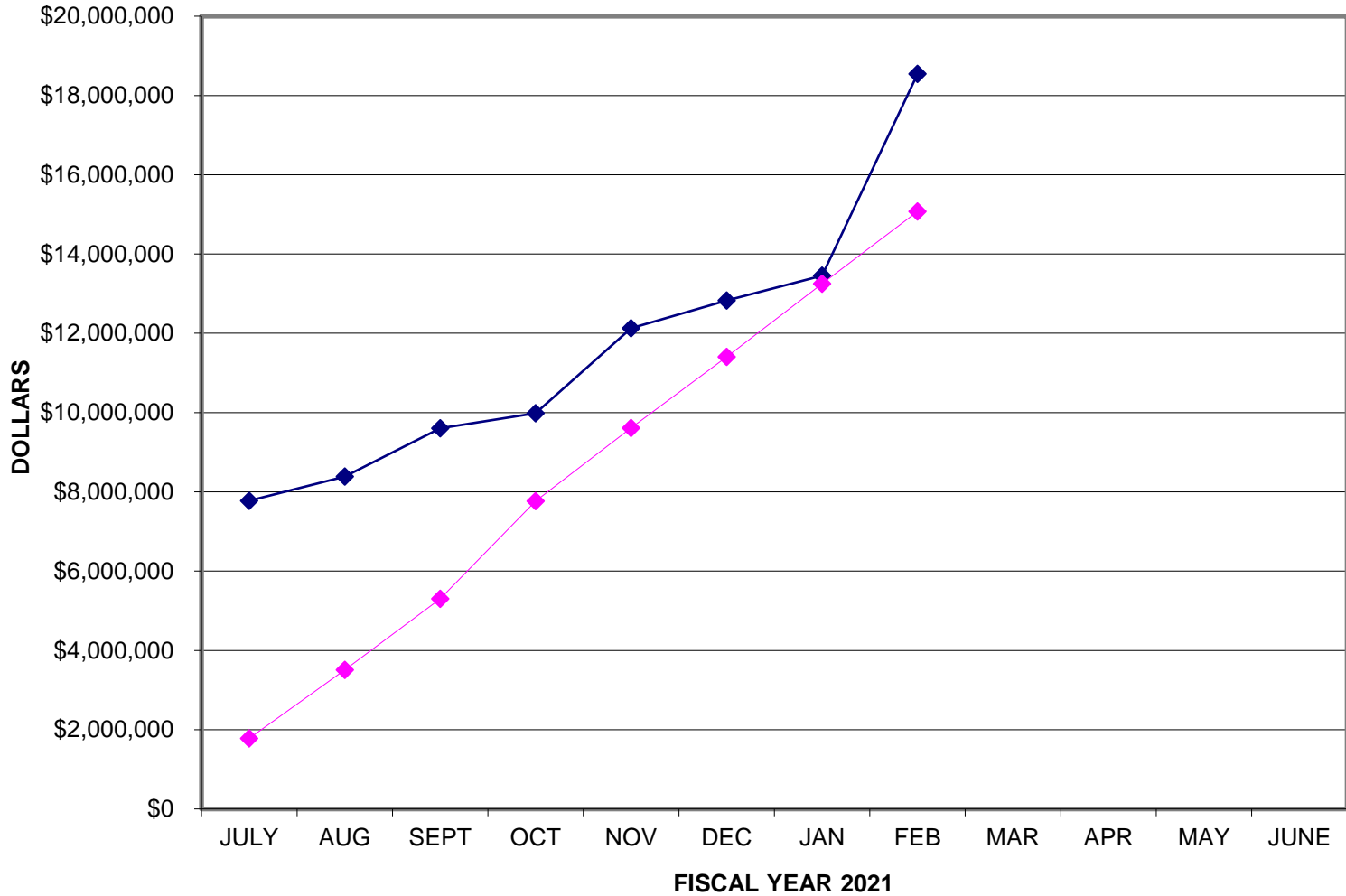
# FISCAL YEAR REVENUE BY MONTH





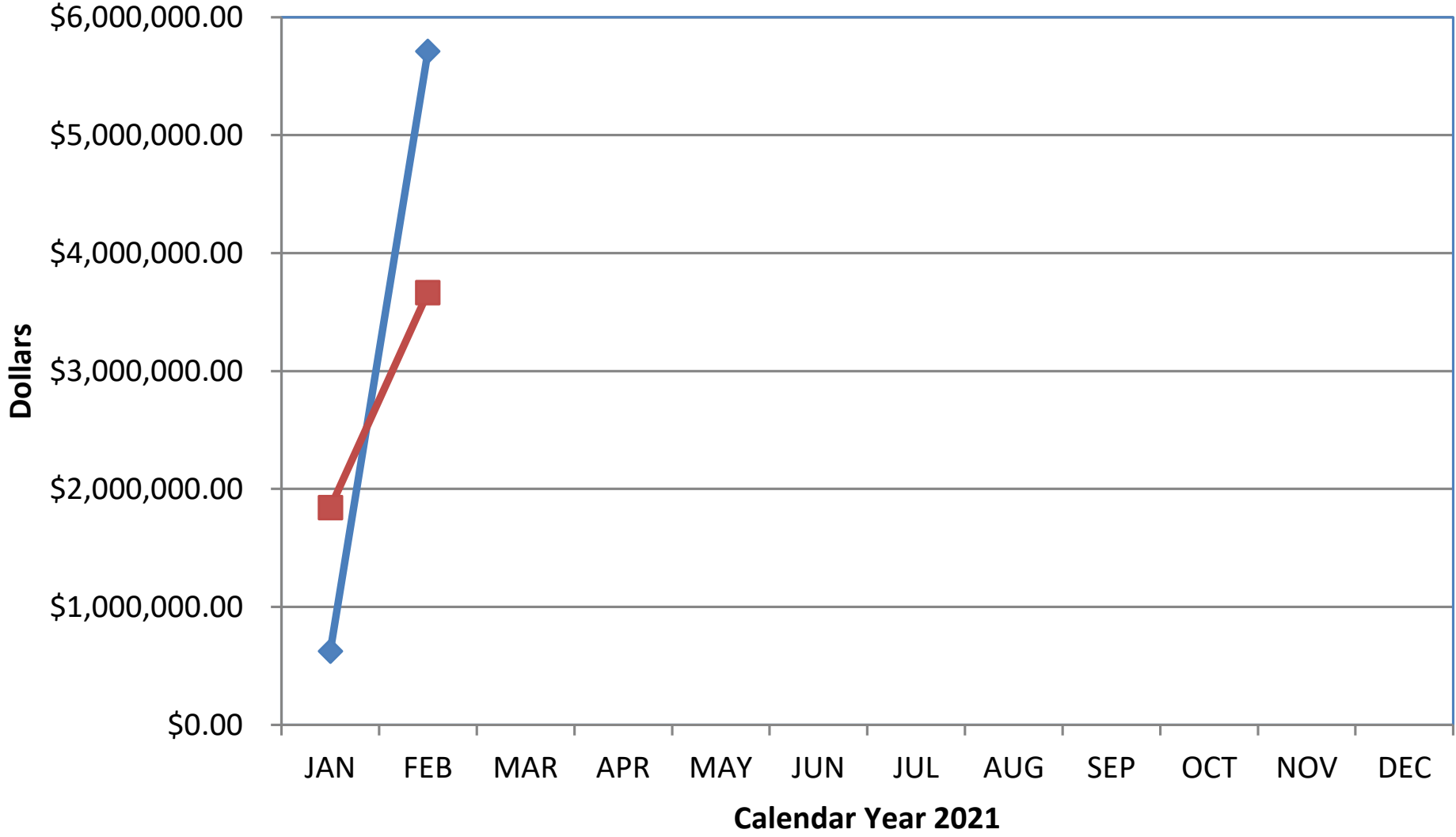


# ROSSFORD BOARD OF EDUCATION - FISCAL YEAR COMPARISON-ACCUMULATIVE



—◆— REVENUE —◆— EXPENSES

### Rossford Board of Education - Calendar Year Comparison - Accumulative



—◆— REVENUE-YTD      —■— EXPENSES-YTD

<b>APPROPRIATIONS MODIFICATIONS</b>		<b>as of MARCH 31, 2021</b>	
<b>GENERAL FUND</b>		<b>INCREASE</b>	<b>DECREASE</b>
001-2400	GENERAL FUND - ADMINISTRATION	\$ 69,000.00	
	Total to General Fund	\$ 69,000.00	\$ -
	Net decrease this month to General Fund	\$ 69,000.00	
<b>OTHER FUNDS</b>		<b>INCREASE</b>	<b>DECREASE</b>
019-9027	FED EX Enterprise Fund	\$ 250,000.00	
599-9321	MISC FEDERAL GRANTS	\$ 1,998.00	
	Total to Other Funds	\$ 250,000.00	\$ -
	Net increase this month to Other Funds	\$ 250,000.00	
<b>CHANGES TO REVENUE</b>		<b>INCREASE</b>	<b>DECREASE</b>
300-950A	ATHLETICS- JUNIOR HIGH	\$ 6,000.00	
599-9321	MISC FEDERAL GRANTS	\$ 1,998.00	
	Totals	\$ 6,000.00	\$ -
	Net Increase	\$ 6,000.00	
<b>TRANSFERS/ADVANCES</b>		<b>INCREASE</b>	<b>DECREASE</b>
300-950A	ATHLETICS- JUNIOR HIGH - TRANSFER IN	\$ 6,000.00	
001-0000	GENERAL FUND- TRANSFER OUT		\$ (6,000.00)
	Totals	\$ 6,000.00	\$ (6,000.00)
	Net Change	\$ -	

**ROSSFORD EX VILLAGE SCHOOL DISTRICT  
FISCAL YEAR 2021**

Year to Date: 02/28/21

MONTH # OF FISCAL YEAR  
8 12 67%

**GENERAL FUND RECAP**

<u>REVENUE:</u>	<u>BUDGET</u>	<u>ACTUAL</u>	<u>% RECEIVED</u>
LOCAL TAXES	16,686,000.00	12,169,229.37	73%
STATE SUPPORT	6,473,000.00	4,010,308.87	62%
TUITION AND FEES	1,741,000.00	1,625,712.43	93%
INTEREST	500,000.00	289,360.02	58%
RENTAL/MISCELLANEOUS	16,000.00	9,399.08	59%
OTHER RECEIPTS - LOCAL SOURCES	0.00	0.00	-%
FEDERAL SUPPORT	0.00	0.00	0%
OTHER REVENUE/TRANSFERS	200,000.00	437,265.69	219%
<b>TOTALS</b>	<b>25,616,000.00</b>	<b>18,541,275.46</b>	<b>72%</b>

**FY20 CARRYOVER TO FY21** 29,171,481.66  
**TOTAL RESOURCES** 54,787,481.66

<u>EXPENSE:</u>	<u>BUDGET</u>	<u>ACTUAL</u>	<u>% SPENT</u>
INSTRUCTION	15,343,123.66	9,197,453.07	60%
SUPPORT SERVICES	5,926,529.73	3,552,447.64	60%
OPERATION & MAINT OF PLANT	2,325,821.87	1,079,793.16	46%
PUPIL TRANSPORTATION	1,109,712.97	481,798.77	43%
EXTRA-CURRICULAR ACTIVITIES	635,985.86	268,599.57	42%
OTHER EXPENSES/TRANSFERS	1,155,130.92	493,279.43	43%
<b>TOTALS</b>	<b>26,496,305.01</b>	<b>15,073,371.64</b>	<b>57%</b>

**OTHER FUNDS RECAP**

<u>REVENUE:</u>	<u>BUDGETED</u>	<u>ACTUAL</u>	<u>% RECEIVED</u>
002 BOND RETIREMENT	1,316,019.00	1,112,978.69	85%
003 PERMANENT IMPROVEMENT	2,567,278.00	2,017,793.77	79%
004 BUILDING	63,515.26	65,508.37	103%
006 FOOD SERVICE	700,750.00	178,486.43	25%
007 SPECIAL TRUST	5,500.00	1,015.00	18%
014 ROTARY - INTERNAL SERVICES	12,000.00	2,016.00	17%
018 PUBLIC SCHOOL SUPPORT	19,900.00	3,607.85	18%
019 OTHER GRANT	1,453,067.00	590,084.01	41%
022 ESCROW	5,912,000.00	3,471,608.92	59%
200 STUDENT MANAGED ACTIVITY	133,540.72	8,750.33	7%
300 DISTRICT MANAGED ACTIVITY	169,750.00	102,525.52	60%
401 AUXILIARY SERVICES	120,000.00	111,400.67	93%
451 DATA COMMUNICATION	5,400.00	2,700.00	50%
467 STUDENT WELLNESS	257,861.00	256,253.41	99%
499 MISCELLANEOUS STATE GRANTS	22,853.77	-	0%
507 ESSER	202,667.96	150,971.53	74%
510 CORONA RELIEF FUND FY21	78,570.55	74,348.49	95%
516 SP ED IDEA PART B	435,798.22	235,975.10	54%
536 TITLE I SCHOOL IMPROVEMENT	22,540.00	19,432.31	86%
572 TITLE I	315,087.42	154,777.71	49%
587 EARLY CHILD SP ED IDEA	11,316.42	5,354.26	47%
590 TITLE II-A	75,130.79	22,919.78	31%
599 MISCELLANEOUS FED GRANTS	30,404.96	11,732.10	39%
<b>TOTALS</b>	<b>13,930,951.07</b>	<b>8,600,240.25</b>	<b>62%</b>

**FY20 CARRYOVER TO FY21** 36,173,019.30  
**TOTAL RESOURCES** 50,103,970.37

<u>EXPENSE:</u>	<u>BUDGETED</u>	<u>ACTUAL</u>	<u>% SPENT</u>
002 BOND RETIREMENT	1,409,177.50	812,720.76	58%
003 PERMANENT IMPROVEMENT	2,465,287.50	1,543,004.20	63%
004 BUILDING	4,520,686.21	4,314,724.93	95%
006 FOOD SERVICE	681,115.00	290,478.20	43%
007 SPECIAL TRUST	14,988.00	8,500.00	57%
014 ROTARY - INTERNAL SERVICES	12,000.00	2,016.00	17%
018 PUBLIC SCHOOL SUPPORT	41,219.93	5,077.50	12%
019 OTHER GRANT	579,790.74	474,541.08	82%
022 ESCROW	6,180,000.00	3,674,333.46	59%
200 STUDENT MANAGED ACTIVITY	130,002.52	14,341.78	11%
300 DISTRICT MANAGED ACTIVITY	219,060.45	117,389.99	54%
401 AUXILIARY SERVICES	108,470.95	55,920.04	52%
451 DATA COMMUNICATION	8,410.00	3,010.00	36%
467 STUDENT WELLNESS	438,764.00	137,207.70	31%
499 MISCELLANEOUS STATE GRANTS	22,853.77	22,853.77	100%
507 ESSER	202,667.96	184,327.69	91%
510 CORONA RELIEF FUND FY21	78,570.55	74,398.49	95%
516 SP ED IDEA PART B	429,066.94	268,443.51	63%
536 TITLE I SCHOOL IMPROVEMENT	301.87	19,432.31	6437%
572 TITLE I	307,155.50	165,410.65	54%
587 EARLY CHILD SP ED IDEA	10,578.76	5,792.89	55%
590 TITLE II-A	75,130.79	23,507.81	31%
599 MISCELLANEOUS FED GRANTS	23,637.06	14,200.18	60%
<b>TOTALS</b>	<b>17,958,936.00</b>	<b>12,231,632.94</b>	<b>68%</b>



# Monthly Investment Report

February 28, 2021

## Investment Summary Detail Rossford Exempted Village Schools

	Total Investments	Average Yield	Average Maturity
Huntington Checking	\$ 1,257,927.14	0.00%*	0.00 yrs
Huntington Facilities Lease	\$ -	0.00%	0.00 yrs
Star Ohio	\$ 250,572.65	0.09%	0.00 yrs
US Bank/RedTree Investment Accounts:			
Rossford General	\$ 37,353,053.92	1.07%	1.33 yrs
Rossford Construction	\$ 452,151.71	0.84%	0.25 yrs
<b>Total District Investments</b>	<b>\$ 39,313,705.42</b>	<b>1.03%</b>	<b>1.27</b>

Benchmark Interest Rates	2/28/21	2/29/20
STAR Ohio	0.09%	1.77%
6-Month Treasury	0.05%	1.11%
2-Year Treasury	0.14%	0.86%
5-Year Treasury	0.75%	0.89%

\*Earnings Credit to offset bank charges