

ROSSFORD BOARD OF EDUCATION

February 28, 2022

Total Fund Balance \$42,497,188.57

Gross Depository (Bank) Balance:

Huntington National Bank (General Checking)	\$916,763.20	
Sub-Total: Depository (Bank) Balance		\$916,763.20

Investments:

StarOhio	\$250,790.86	
US Bank N.A., Trust, General Fund	\$41,367,901.46	
US Bank N.A., Trust Building	\$0.00	
Huntington National Bank - Sweep	\$0.00	
Cash equivalents - Facilities Lease	\$0.01	
Other Securities	\$0.00	
Sub-Total: Investments		\$41,618,692.33

Athletic Checking Balances:

Junior High Athletics	\$600.00	
High School Athletics	\$0.00	
Sub-Total: Athletic Checking Balances		\$600.00

Petty Cash and Change Funds \$50.00

Total \$42,536,105.53

Outstanding Checks	\$38,609.84	
Outstanding Accounts Payable	\$0.00	

Total (Reconciled Balance) \$42,497,495.69

*** Adjustments:

(1) SERS Payment	\$301.13	
(2) STRS Payment	\$0.00	
(3) Other	\$0.00	
(4) Reconciling Items	\$5.99	
(5)	\$0.00	

Adjusted Total \$42,497,188.57



 James Rossler Jr., Treasurer

ROSSFORD BOARD OF EDUCATION ---

INVESTMENT REPORT FOR FEBRUARY, 2022

US BANK N.A., TRUST - GENERAL FUND

FEBRUARY	Ending Balance		\$41,367,901.46
		US BANK N.A., GENERAL FUND	<u>\$41,367,901.46</u>

CASH EQUIVALENTS - HUNTINGTON INVESTMENT TRUST - FACILITIES LEASE

2/28/2022	Ending Balance		\$0.01
		TOTAL CASH EQUIVALENTS - FACILITIES LEASE	<u>\$0.01</u>

HUNTINGTON NATIONAL BANK - SWEEP ACCOUNT

2/28/2022	Ending Balance		\$0.00
		HUNTINGTON BANK ENDING BALANCE	<u>\$0.00</u>

STAR OHIO

2/28/2022	Ending Balance		\$250,790.86
		STAR OHIO ENDING BALANCE	<u>\$250,790.86</u>

HUNTINGTON NATIONAL BANK - CHECKING

2/28/2022	Ending balance		\$916,763.20
		HUNTINGTON NATIONAL BANK CHECKING BALANCE	<u>\$916,763.20</u>

US BANK N.A., TRUST - BUILDING FUND

2/28/2022	Ending Balance		\$0.00
		US BANK N.A., TRUST BUILDING FUND	<u>\$0.00</u>

SUMMARY OF INVESTMENTS - FEBRUARY 2022

CERTIFICATES OF DEPOSIT	\$41,367,901.46
CASH EQUIVALENTS - FACILITIES LEASE PAYMENT	\$0.01
HUNTINGTON BANK - SWEEP ACCOUNT	\$0.00
STAR OHIO	\$250,790.86
HUNTINGTON NATIONAL BANK CHECKING ACCOUNT	\$916,763.20
US BANK N.A., TRUST - BUILDING FUND	\$0.00
OTHER SECURITIES	\$0.00
GRAND TOTAL INVESTMENTS OF RECORD	<u><u>\$42,535,455.53</u></u>

EFINANCEPLUS
 DATE: 03/01/2022
 TIME: 09:24:17
 SELECTION CRITERIA : ALL

Rosford Exempted Village Schools
 OH Cash Position Report

ACCOUNTING PERIOD : 8/22

FUND	SCC	DESCRIPTION	BEGIN BALANCE	MTD RECEIPTS	FYTD RECEIPTS	MTD EXPENDITURES	FYTD EXPENDITURES	CURRENT FUND BALANCE	CURRENT ENCUMBRANCE	UNENCUMBERED FUND BALANCE
001	0000	GENERAL FUND	34,109,273.64	3,199,193.18	17,307,914.65	1,740,436.03	15,099,160.77	36,318,027.52	1,320,610.71	34,997,416.81
Total For Fund 001:			34,109,273.64	3,199,193.18	17,307,914.65	1,740,436.03	15,099,160.77	36,318,027.52	1,320,610.71	34,997,416.81
002	0000	BOND RETIREMENT FUND	523,098.97	283,843.13	1,100,524.11	1,288.56	940,886.84	682,736.24	0.00	682,736.24
Total For Fund 002:			523,098.97	283,843.13	1,100,524.11	1,288.56	940,886.84	682,736.24	0.00	682,736.24
003	0000	PERMANENT IMPROVEMENT	3,867,746.55	497,849.94	1,876,506.85	2,150.01	1,576,318.15	4,167,935.25	0.00	4,167,935.25
Total For Fund 003:			3,867,746.55	497,849.94	1,876,506.85	2,150.01	1,576,318.15	4,167,935.25	0.00	4,167,935.25
004	0000	BLDGG/CAPITAL PROJ	207,914.58	0.00	223.01	151,124.50	151,124.50	57,013.09	49,100.50	7,912.59
Total For Fund 004:			207,914.58	0.00	223.01	151,124.50	151,124.50	57,013.09	49,100.50	7,912.59
006	0000	FOOD SERVICE	8,079.27	107,926.52	589,334.32	59,388.14	438,165.53	159,248.06	70,223.55	89,024.51
Total For Fund 006:			8,079.27	107,926.52	589,334.32	59,388.14	438,165.53	159,248.06	70,223.55	89,024.51

EFINANCEPLUS
 DATE: 03/01/2022
 TIME: 09:24:17
 SELECTION CRITERIA : ALL

Rossford Exempted Village Schools
 OH Cash Position Report

ACCOUNTING PERIOD : 8/22

FUND	SCC	DESCRIPTION	BEGIN BALANCE	MTD RECEIPTS	FYTD RECEIPTS	MTD EXPENDITURES	FYTD EXPENDITURES	CURRENT FUND BALANCE	CURRENT ENCUMBRANCE	UNENCUMBERED FUND BALANCE
007	9001	LARRY EMCH SCHOL	1,451.73	0.00	0.00	0.00	0.00	1,451.73	0.00	1,451.73
007	9005	PATRICIA GLADIEUX SCHOL	2,000.00	365.00	1,220.00	0.00	0.00	3,220.00	0.00	3,220.00
007	9008	BARTHOLD SCHOL	9,545.00	0.00	0.00	0.00	0.00	9,545.00	0.00	9,545.00
007	9010	NORDMANN SCHOL	9,702.18	0.00	6,000.00	0.00	0.00	15,702.18	0.00	15,702.18
007	9013	KERRY ON AWARD	693.46	0.00	0.00	0.00	0.00	693.46	0.00	693.46
007	9195	ROBT M FALLS SCHOL	7,683.46	0.00	0.00	0.00	0.00	7,683.46	0.00	7,683.46
007	9197	CHROMIK/ADAMS SCHOL	180.00	0.00	0.00	0.00	0.00	180.00	0.00	180.00
007	9198	FOOD SERVICES MEML SCHOL	1,086.65	0.00	333.00	0.00	0.00	1,419.65	0.00	1,419.65
007	9200	A SHUFRITZ ATHLETIC SCHOL	500.90	510.00	610.00	0.00	0.00	1,110.90	0.00	1,110.90
007	9201	BELKOFER WRESTLING SCHOL	1,000.00	0.00	0.00	0.00	0.00	1,000.00	0.00	1,000.00
Total For Fund 007:			33,843.38	875.00	8,163.00	0.00	0.00	42,006.38	0.00	42,006.38
014	9000	ATHLETIC ROTARY FUND - HS	0.00	2,455.00	6,605.00	480.00	480.00	6,125.00	580.00	5,545.00
Total For Fund 014:			0.00	2,455.00	6,605.00	480.00	480.00	6,125.00	580.00	5,545.00
018	9002	HERO	2,943.17	0.00	0.00	0.00	0.00	2,943.17	0.00	2,943.17
018	9003	SCHNEIDER STUDENT WELFARE	1,934.59	0.00	0.00	0.00	0.00	1,934.59	300.00	1,634.59
018	900L	PSSF - LIBRARY	2,612.89	0.00	0.00	0.00	0.00	2,612.89	0.00	2,612.89

EFINANCEPLUS
 DATE: 03/01/2022
 TIME: 09:24:17
 SELECTION CRITERIA : ALL

Rossford Exempted Village Schools
 OH Cash Position Report

ACCOUNTING PERIOD : 8/22

FUND	SCC	DESCRIPTION	BEGIN BALANCE	MTD RECEIPTS	FYTD RECEIPTS	MTD EXPENDITURES	FYTD EXPENDITURES	CURRENT FUND BALANCE	CURRENT ENCUMBRANCE	UNENCUMBERED FUND BALANCE
018	9000	PSSF - HS 4,747.08		15.64	1,178.01	0.00	1,379.49	4,545.60	572.00	3,973.60
018	960A	PSSF - ELEM 44,743.58		0.00	1,276.24	75.98	765.23	45,254.59	4,864.74	40,389.85
018	960E	PSSF - JH 7,797.11		0.00	2,560.05	0.00	245.04	10,112.12	233.45	9,878.67
018	960L	LINK CREW MENTORING - HS 566.51		0.00	1,107.89	0.00	927.75	746.65	14.00	732.65
Total For Fund 018:			65,344.93	15.64	6,122.19	75.98	3,317.51	68,149.61	5,984.19	62,165.42
019	9016	FOUR M HOLDINGS, LTD 27,960.02		6,700.00	6,700.00	326.84	3,467.38	31,192.64	1,112.68	30,079.96
019	9022	FIRST SOLAR 279,340.10		175,830.29	175,830.29	0.00	250,123.34	205,047.05	2,520.00	202,527.05
019	9024	WALGREENS 228,253.02		345,000.00	345,000.00	0.00	223,762.15	349,490.87	1,158.35	348,332.52
019	9025	INTERSTATE GLASS 120.98		0.00	0.00	0.00	0.00	120.98	0.00	120.98
019	9027	FED EX ENTERPRISE ZONE 50,711.59		0.00	256,673.00	0.00	48,500.00	258,884.59	0.00	258,884.59
019	9028	LAKO TOOL ENTERPRISE ZONE 167.40		0.00	3,135.00	0.00	0.00	3,302.40	0.00	3,302.40
019	9029	OE MEYER ENTERPRISE ZONE 9,187.50		0.00	0.00	0.00	0.00	9,187.50	0.00	9,187.50
019	9030	ZGL INVESTMENTS 13,248.89		0.00	0.00	0.00	0.00	13,248.89	0.00	13,248.89
019	9031	AC&SONS / IC-FLUID POWER 9,714.25		9,044.03	9,044.03	0.00	0.00	18,758.28	0.00	18,758.28
019	9032	IMCO/BEE TREE 8,408.11		0.00	0.00	0.00	0.00	8,408.11	0.00	8,408.11
019	9033	RRP PACKAGING 11,705.54		0.00	0.00	0.00	0.00	11,705.54	0.00	11,705.54
019	9036	JAM BEST ONE TIRE 46.63		0.00	0.00	0.00	0.00	46.63	0.00	46.63
019	9038	CAMPBELL MECHANICAL ENTER 18,073.80		9,036.90	9,036.90	0.00	0.00	27,110.70	0.00	27,110.70

EFINANCEPLUS
 DATE: 03/01/2022
 TIME: 09:24:17
 SELECTION CRITERIA : ALL

Rossford Exempted Village Schools
 OH Cash Position Report

ACCOUNTING PERIOD : 8/22

FUND	SCC	DESCRIPTION	BEGIN BALANCE	MTD RECEIPTS	FYTD RECEIPTS	MTD EXPENDITURES	FYTD EXPENDITURES	CURRENT FUND BALANCE	CURRENT ENCUMBRANCE	UNENCUMBERED FUND BALANCE
Total For Fund 019:			656,937.83	545,611.22	805,419.22	326.84	525,852.87	936,504.18	4,791.03	931,713.15
022	5001	MEDICAL INSURANCE	197,837.85	250,463.66	1,984,658.10	261,760.28	2,065,116.02	117,379.93	0.00	117,379.93
022	5002	DENTAL INSURANCE ESCROW	17,349.60	19,338.39	155,659.32	20,331.78	159,741.09	13,267.83	0.00	13,267.83
022	5003	VISION INSURANCE	3,023.67	5,112.78	40,475.89	5,327.13	41,279.04	2,220.52	0.00	2,220.52
022	5004	LIFE INSURANCE	23,790.50	3,248.00	25,483.75	1,081.00	21,641.50	27,632.75	0.00	27,632.75
022	5005	SERS BOARD SHARE	11,652.24	33,653.39	382,852.47	49,460.00	395,680.00	-1,175.29	0.00	-1,175.29
022	5006	STRS BOARD SHARE	161,181.25	125,502.53	1,040,428.72	146,842.00	1,174,736.00	26,873.97	0.00	26,873.97
Total For Fund 022:			414,835.11	437,318.75	3,629,558.25	484,802.19	3,858,193.65	186,199.71	0.00	186,199.71
200	9130	DRAMA CLUB - HS	10,334.21	0.00	1,245.00	975.04	4,523.79	7,055.42	3,645.46	3,409.96
200	9250	INTERNATIONAL CLUB - HS	733.21	0.00	0.00	0.00	0.00	733.21	600.00	133.21
200	9480	GLEE CLUB - HS	5,236.98	0.00	150.00	0.00	0.00	5,386.98	0.00	5,386.98
200	961A	STUDENT COUNCIL - ELEM	5,154.12	0.00	0.00	0.00	0.00	5,154.12	300.00	4,854.12
200	961D	STUDENT COUNCIL - JH	907.71	232.50	232.50	101.03	101.03	1,039.18	0.00	1,039.18
200	9610	STUDENT COUNCIL - HS	6,902.52	0.00	6,021.68	0.00	3,232.59	9,691.61	8,580.11	1,111.50
200	962A	JUST SAY NO CLUB - ELEM	347.30	0.00	0.00	0.00	0.00	347.30	0.00	347.30
200	963B	MARKETING EDUCATION -HS	3,736.25	0.00	2,950.00	0.00	672.63	6,013.62	5,277.37	736.25

Rossford Exempted Village Schools
 OH Cash Position Report

ACCOUNTING PERIOD : 8/22

FUND	SCC	DESCRIPTION	BEGIN BALANCE	MTD RECEIPTS	FYTD RECEIPTS	MTD EXPENDITURES	FYTD EXPENDITURES	FUND CURRENT BALANCE	CURRENT ENCUMBRANCE	UNENCUMBERED FUND BALANCE
200	963C	TEEN INSTITUTE HS 365.33		0.00	0.00	0.00	0.00	365.33	0.00	365.33
200	963D	JUNIOR RED CROSS - HS 365.55		0.00	0.00	0.00	0.00	365.55	0.00	365.55
200	963E	JUNIOR TEEN INSTITUTE -JH 286.21		0.00	0.00	0.00	0.00	286.21	0.00	286.21
200	963F	ELEMENTARY COMPUTER CLUB 511.79		0.00	0.00	0.00	0.00	511.79	0.00	511.79
200	9640	SOS CLUB HIGH SCHOOL 1,842.60		0.00	1,122.45	0.00	521.00	2,444.05	354.75	2,089.30
200	965C	CHESS CLUB - HS 1,642.64		0.00	834.39	0.00	497.00	1,980.03	813.00	1,167.03
200	965D	SPEECH & DEBATE CLUB 165.45		0.00	0.00	0.00	0.00	165.45	0.00	165.45
200	967E	RHS CLASS OF 2021 814.48		0.00	0.00	0.00	0.00	814.48	0.00	814.48
200	967F	RHS CLASS OF 2022 503.79		120.00	144.30	0.00	0.00	648.09	956.25	-308.16
200	967G	RHS CLASS OF 2023 0.00		232.50	862.01	101.03	101.03	760.98	275.00	485.98
200	967H	RHS CLASS OF 2024 0.00		2,590.00	3,419.58	436.60	436.60	2,982.98	412.00	2,570.98
200	968C	R-PRIDE YEARBOOK 7,473.59		0.00	2,275.00	0.00	3,948.93	5,799.66	6,051.07	-251.41
200	968E	JUNIOR HIGH YEARBOOK 5,937.33		0.00	0.00	0.00	126.60	5,810.73	0.00	5,810.73
200	9690	NEWSPAPER - HS 1,599.21		0.00	0.00	0.00	0.00	1,599.21	0.00	1,599.21
200	9710	NHS - HS 898.91		169.00	543.83	484.00	662.20	780.54	101.00	679.54
Total For Fund 200:										
			55,759.18	3,344.00	19,800.74	2,097.70	14,823.40	60,736.52	27,366.01	33,370.51
300	950A	ATHLETICS - JH 8,809.37		1,060.00	18,360.75	755.00	13,757.17	13,412.95	712.28	12,700.67
300	950C	CONCESSIONS - HS 4.27		0.00	0.00	0.00	0.00	4.27	0.00	4.27

Rossford Exempted Village Schools
 OH Cash Position Report

ACCOUNTING PERIOD : 8/22

FUND	SCC	DESCRIPTION	BEGIN BALANCE	MTD RECEIPTS	FYTD RECEIPTS	MTD EXPENDITURES	FYTD EXPENDITURES	CURRENT FUND BALANCE	CURRENT ENCUMBRANCE	UNENCUMBERED FUND BALANCE
300	9500	ATHLETICS - HS	34,027.81	29,138.00	119,992.36	7,530.70	89,022.61	64,997.56	19,338.19	45,659.37
300	9510	ATHLETIC HALL OF FAME -HS	1,275.93	0.00	0.00	0.00	70.00	1,205.93	780.00	425.93
300	955C	CHEERLEADERS - HS	1,459.55	0.00	2,960.00	385.00	2,385.00	2,034.55	0.00	2,034.55
300	955E	CHEERLEADERS - JH	292.00	0.00	0.00	0.00	0.00	292.00	0.00	292.00
300	959A	VARSIITY R	34,387.36	0.00	29,064.75	3,484.10	17,062.57	46,389.54	7,804.63	38,584.91
300	959D	DANCE TEAM - HS	951.14	0.00	0.00	0.00	0.00	951.14	0.00	951.14
300	959E	WRESTLERETTES - JH	278.10	0.00	0.00	0.00	0.00	278.10	0.00	278.10
300	9590	WRESTLERETTES - HS	442.80	0.00	164.17	0.00	0.00	606.97	650.00	-43.03
Total For Fund 300:			81,928.33	30,198.00	170,542.03	12,154.80	122,297.35	130,173.01	29,285.10	100,887.91
401	9221	AUXILIARY SERVICES FY21	14,354.30	0.00	0.00	0.00	14,354.30	0.00	0.00	0.00
401	9222	AUXILIARY SERVICES FY22	0.00	55,061.46	109,600.76	8,216.66	60,627.52	48,973.24	44,660.15	4,313.09
Total For Fund 401:			14,354.30	55,061.46	109,600.76	8,216.66	74,981.82	48,973.24	44,660.15	4,313.09
451	9221	OH K-12 CONNECTIVITY FY21	5,400.00	0.00	0.00	0.00	5,400.00	0.00	0.00	0.00
451	9222	OH K-12 CONNECT FY22	0.00	0.00	2,700.00	1,841.02	1,841.02	858.98	3,558.98	-2,700.00
Total For Fund 451:			5,400.00	0.00	2,700.00	1,841.02	7,241.02	858.98	3,558.98	-2,700.00

EFINANCEPLUS
 DATE: 03/01/2022
 TIME: 09:24:17
 SELECTION CRITERIA : ALL

Rossford Exempted Village Schools
 OH Cash Position Report

ACCOUNTING PERIOD : 8/22

FUND	SCC	DESCRIPTION	BEGIN BALANCE	MTD RECEIPTS	FYTD RECEIPTS	MTD EXPENDITURES	FYTD EXPENDITURES	CURRENT FUND BALANCE	CURRENT ENCUMBRANCE	UNENCUMBERED FUND BALANCE
467	9220	STUDENT WELLNESS SUCCESS	1,577.14	0.00	0.00	0.00	0.00	1,577.14	1,577.14	0.00
467	9221	STUDENT WELLNESS SUCCESS	216,772.98	0.00	0.00	10,317.37	139,359.17	77,413.81	49,705.51	27,708.30
Total For Fund 467:			218,350.12	0.00	0.00	10,317.37	139,359.17	78,990.95	51,282.65	27,708.30
499	9222	MISC STATE GRANT PSYCH	0.00	0.00	0.00	2,935.70	17,614.20	-17,614.20	0.00	-17,614.20
Total For Fund 499:			0.00	0.00	0.00	2,935.70	17,614.20	-17,614.20	0.00	-17,614.20
507	9221	ESSER	360.00	0.00	245.00	0.00	605.00	0.00	0.00	0.00
507	9222	ESSER II	0.00	0.00	223,305.43	3,265.48	362,477.43	-139,172.00	54,262.25	-193,434.25
507	9223	ARP ESSER	0.00	0.00	0.00	84,483.08	95,683.08	-95,683.08	4,316.92	-100,000.00
Total For Fund 507:			360.00	0.00	223,550.43	87,748.56	458,765.51	-234,855.08	58,579.17	-293,434.25
516	9221	IDEA PART B FY21	23.00	0.00	73,408.27	0.00	73,431.27	0.00	0.00	0.00
516	9222	IDEA PART B FY22	0.00	0.00	66,191.59	27,883.04	171,542.81	-105,351.22	9,612.22	-114,963.44
Total For Fund 516:			23.00	0.00	139,599.86	27,883.04	244,974.08	-105,351.22	9,612.22	-114,963.44

Rossford Exempted Village Schools
 OH Cash Position Report

ACCOUNTING PERIOD : 8/22

FUND	SCC	DESCRIPTION	BEGIN BALANCE	MTD RECEIPTS	FYTD RECEIPTS	MTD EXPENDITURES	FYTD EXPENDITURES	CURRENT FUND BALANCE	CURRENT ENCUMBRANCE	UNENCUMBERED FUND BALANCE
536	9221	TITLE I NON-COMPETITIVE	0.00	0.00	4,345.39	0.00	4,345.39	0.00	0.00	0.00
Total For Fund 536:			0.00	0.00	4,345.39	0.00	4,345.39	0.00	0.00	0.00
572	9221	TITLE I FY21	0.00	0.00	83,126.41	0.00	83,126.41	0.00	0.00	0.00
572	9222	TITLE I FY22	0.00	0.00	38,565.54	19,229.83	107,157.51	-68,591.97	3,022.70	-71,614.67
572	9321	EOEC NON COMPETITVE	0.00	0.00	5,154.67	0.00	5,154.67	0.00	0.00	0.00
Total For Fund 572:			0.00	0.00	126,846.62	19,229.83	195,438.59	-68,591.97	3,022.70	-71,614.67
584	9222	TITLE IV-A FY22	0.00	0.00	187.00	2,225.00	13,900.80	-13,713.80	532.80	-14,246.60
Total For Fund 584:			0.00	0.00	187.00	2,225.00	13,900.80	-13,713.80	532.80	-14,246.60
587	9221	ECSE IDEA FY21	0.00	0.00	1,262.28	0.00	1,262.28	0.00	0.00	0.00
587	9222	ECSE IDEA FY22	0.00	0.00	1,061.32	445.37	2,724.63	-1,663.31	513.76	-2,177.07
Total For Fund 587:			0.00	0.00	2,323.60	445.37	3,986.91	-1,663.31	513.76	-2,177.07

EFINANCEPLUS
 DATE: 03/01/2022
 TIME: 09:24:17
 SELECTION CRITERIA : ALL

Rossford Exempted Village Schools
 OH Cash Position Report

ACCOUNTING PERIOD : 8/22

FUND	SCC	DESCRIPTION	BEGIN BALANCE	MTD RECEIPTS	FYTD RECEIPTS	MTD EXPENDITURES	FYTD EXPENDITURES	CURRENT FUND BALANCE	CURRENT ENCUMBRANCE	UNENCUMBERED FUND BALANCE
590	9221	TITLE II-A FY21 0.00	0.00	0.00	23,168.25	0.00	23,168.25	0.00	0.00	0.00
590	9222	TITLE II-A FY22 0.00	0.00	0.00	3,174.38	1,499.64	7,873.97	-4,699.59	6,623.13	-11,322.72
Total For Fund 590:			0.00	0.00	26,342.63	1,499.64	31,042.22	-4,699.59	6,623.13	-11,322.72
599	9221	TITLE IV-A FY21 0.00	0.00	0.00	3,837.57	0.00	3,837.57	0.00	0.00	0.00
599	9321	MISC FEDERAL GRANTS 111.66	0.00	0.00	0.00	0.00	111.66	0.00	0.00	0.00
Total For Fund 599:			111.66	0.00	3,837.57	0.00	3,949.23	0.00	0.00	0.00
GRAND TOTALS:			40,263,360.85	5,163,691.84	26,160,047.23	2,616,666.94	23,926,219.51	42,497,188.57	1,686,326.65	40,810,861.92

EFINANCEPLUS
 DATE: 03/01/2022
 TIME: 09:24:17
 SELECTION CRITERIA : ALL

Rossford Exempted Village Schools
 OH Cash Position Report

ACCOUNTING PERIOD : 8/22

FUND	SCC	DESCRIPTION BEGIN BALANCE	MTD RECEIPTS	FYTD RECEIPTS	MTD EXPENDITURES	FYTD EXPENDITURES	CURRENT FUND BALANCE	CURRENT ENCUMBRANCE	UNENCUMBERED FUND BALANCE
001		34,109,273.64	3,199,193.18	17,307,914.65	1,740,436.03	15,099,160.77	36,318,027.52	1,320,610.71	34,997,416.81
002		523,098.97	283,843.13	1,100,524.11	1,288.56	940,886.84	682,736.24	0.00	682,736.24
003		3,867,746.55	497,849.94	1,876,506.85	2,150.01	1,576,318.15	4,167,935.25	0.00	4,167,935.25
004		207,914.58	0.00	223.01	151,124.50	151,124.50	57,013.09	49,100.50	7,912.59
006		8,079.27	107,926.52	589,334.32	59,388.14	438,165.53	159,248.06	70,223.55	89,024.51
007		33,843.38	875.00	8,163.00	0.00	0.00	42,006.38	0.00	42,006.38
014		0.00	2,455.00	6,605.00	480.00	480.00	6,125.00	580.00	5,545.00
018		65,344.93	15.64	6,122.19	75.98	3,317.51	68,149.61	5,984.19	62,165.42
019		656,937.83	545,611.22	805,419.22	326.84	525,852.87	936,504.18	4,791.03	931,713.15
022		414,835.11	437,318.75	3,629,558.25	484,802.19	3,858,193.65	186,199.71	0.00	186,199.71
200		55,759.18	3,344.00	19,800.74	2,097.70	14,823.40	60,736.52	27,366.01	33,370.51
300		81,928.33	30,198.00	170,542.03	12,154.80	122,297.35	130,173.01	29,285.10	100,887.91
401		14,354.30	55,061.46	109,600.76	8,216.66	74,981.82	48,973.24	44,660.15	4,313.09
451		5,400.00	0.00	2,700.00	1,841.02	7,241.02	858.98	3,558.98	-2,700.00

EFINANCEPLUS
 DATE: 03/01/2022
 TIME: 09:24:17
 SELECTION CRITERIA : ALL

Rossford Exempted Village Schools
 OH Cash Position Report

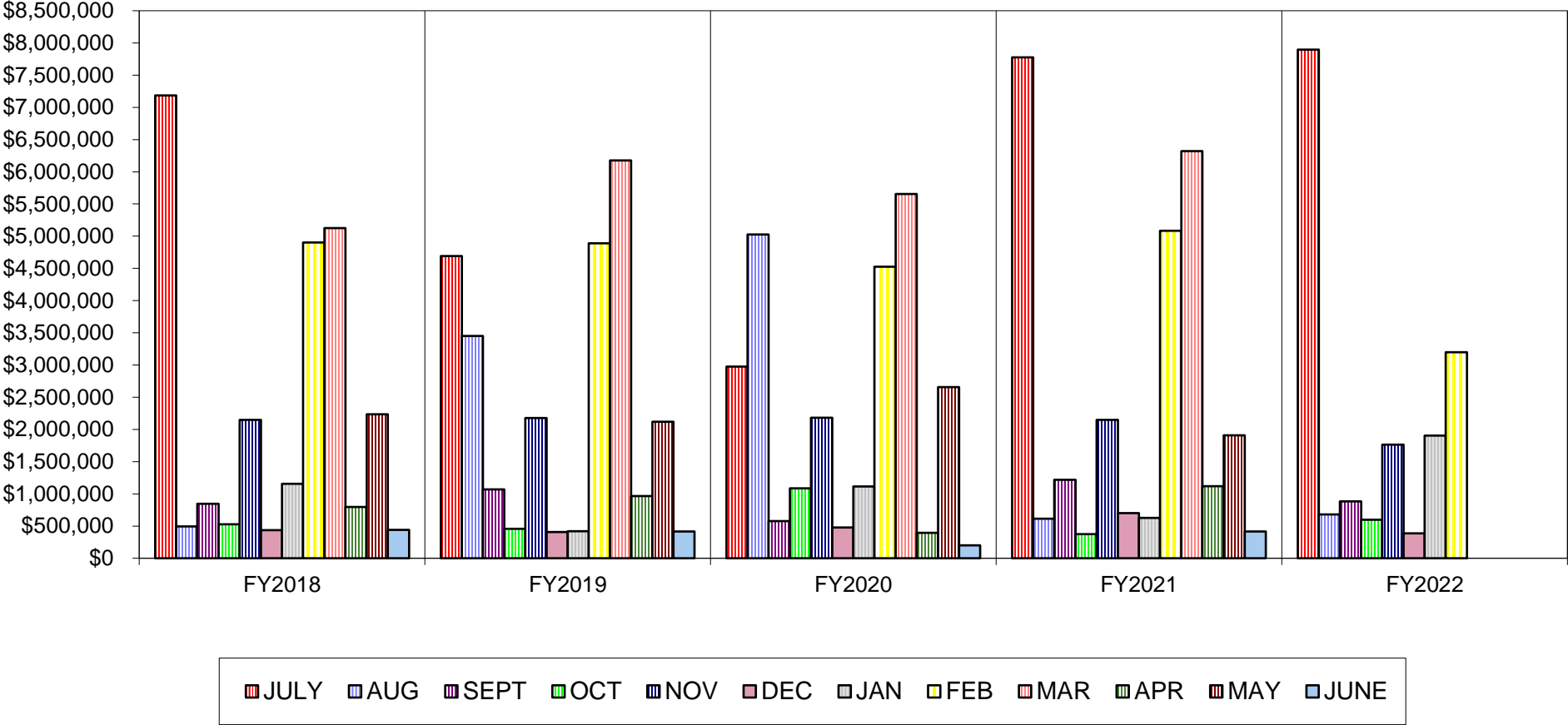
ACCOUNTING PERIOD : 8/22

FUND	SCC	DESCRIPTION BEGIN BALANCE	MTD RECEIPTS	FYTD RECEIPTS	MTD EXPENDITURES	FYTD EXPENDITURES	CURRENT FUND BALANCE	CURRENT ENCUMBRANCE	UNENCUMBERED FUND BALANCE
467		218,350.12	0.00	0.00	10,317.37	139,359.17	78,990.95	51,282.65	27,708.30
499		0.00	0.00	0.00	2,935.70	17,614.20	-17,614.20	0.00	-17,614.20
507		360.00	0.00	223,550.43	87,748.56	458,765.51	-234,855.08	58,579.17	-293,434.25
516		23.00	0.00	139,599.86	27,883.04	244,974.08	-105,351.22	9,612.22	-114,963.44
536		0.00	0.00	4,345.39	0.00	4,345.39	0.00	0.00	0.00
572		0.00	0.00	126,846.62	19,229.83	195,438.59	-68,591.97	3,022.70	-71,614.67
584		0.00	0.00	187.00	2,225.00	13,900.80	-13,713.80	532.80	-14,246.60
587		0.00	0.00	2,323.60	445.37	3,986.91	-1,663.31	513.76	-2,177.07
590		0.00	0.00	26,342.63	1,499.64	31,042.22	-4,699.59	6,623.13	-11,322.72
599		111.66	0.00	3,837.57	0.00	3,949.23	0.00	0.00	0.00
GRAND TOTALS:		40,263,360.85	5,163,691.84	26,160,047.23	2,616,666.94	23,926,219.51	42,497,188.57	1,686,326.65	40,810,861.92

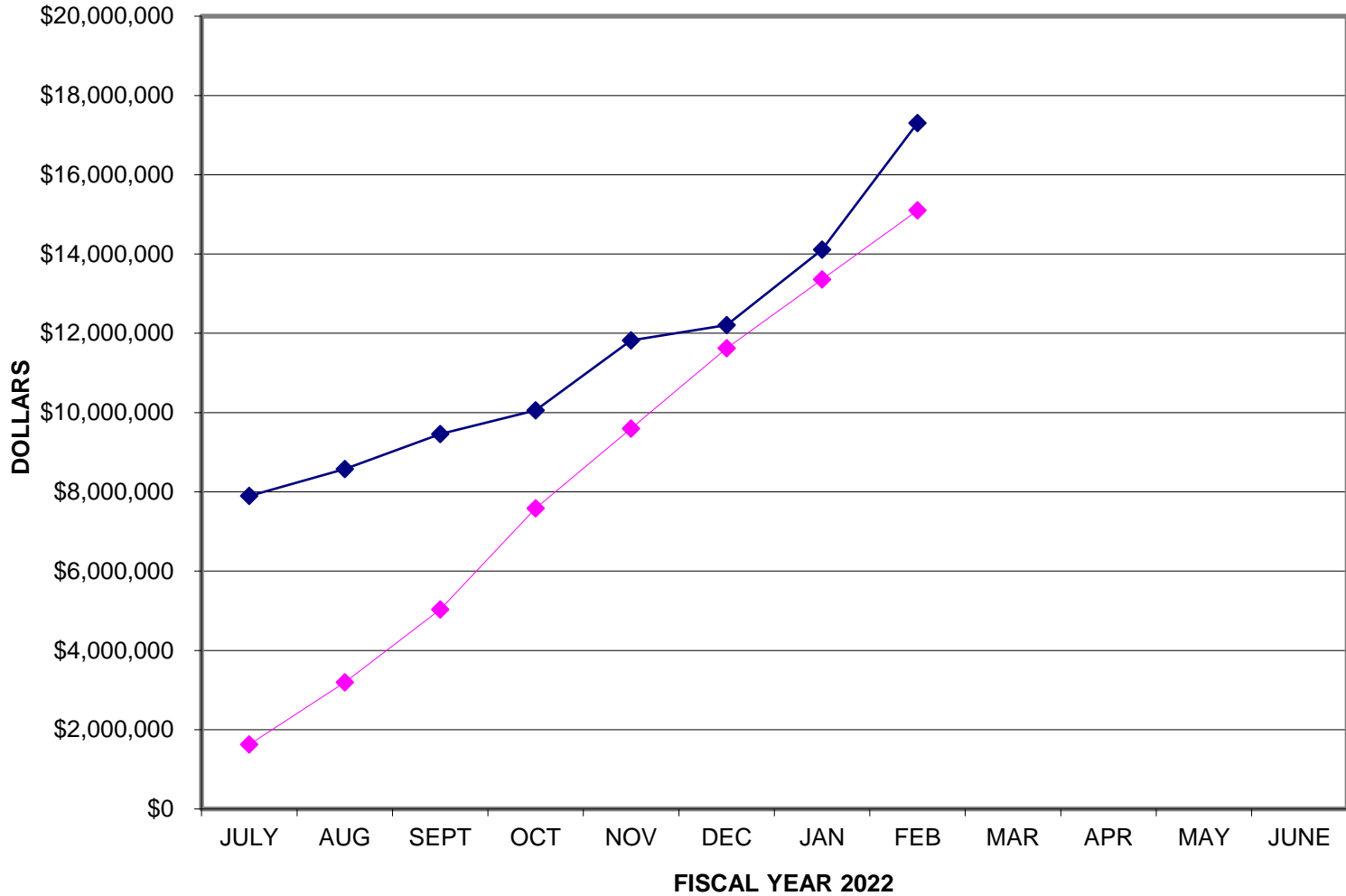
ROSSFORD EXEMPTED VILLAGE SCHOOLS - GENERAL FUND ONLY
FISCAL YEAR

	2 0 2 2					2 0 2 1					2 0 2 0				
	MONTHLY		YEAR TO DATE		GENERAL FUND END OF MONTH BALANCE	MONTHLY		YEAR TO DATE		GENERAL FUND END OF MONTH BALANCE	MONTHLY		YEAR TO DATE		GENERAL FUND END OF MONTH BALANCE
	Revenue	Expenses	Revenue	Expenses		Revenue	Expenses	Revenue	Expenses		Revenue	Expenses	Revenue	Expenses	
J					\$34,109,273.64					\$29,171,481.66					\$25,232,980.32
J	\$7,894,791.39	\$1,624,193.70	\$7,894,791.39	\$1,624,193.70	\$40,379,871.33	\$7,775,704.94	\$1,781,231.59	\$7,775,704.94	\$1,781,231.59	\$35,165,955.01	\$2,974,644.63	\$1,850,916.48	\$2,974,644.63	\$1,850,916.48	\$26,356,708.47
A	\$681,353.13	\$1,573,755.29	\$8,576,144.52	\$3,197,948.99	\$39,487,469.17	\$612,709.31	\$1,728,236.33	\$8,388,414.25	\$3,509,467.92	\$34,050,427.99	\$5,024,949.24	\$1,620,628.80	\$7,999,593.87	\$3,471,545.28	\$29,761,028.91
S	\$884,796.53	\$1,832,192.20	\$9,460,941.05	\$5,030,141.19	\$38,540,073.50	\$1,218,734.56	\$1,792,397.20	\$9,607,148.81	\$5,301,865.12	\$33,476,765.35	\$574,864.32	\$1,984,772.25	\$8,574,458.19	\$5,456,317.53	\$28,351,120.98
O	\$596,036.34	\$2,554,728.04	\$10,056,977.39	\$7,584,869.23	\$36,581,381.80	\$373,841.65	\$2,467,731.85	\$9,980,990.46	\$7,769,596.97	\$31,382,875.15	\$1,087,498.82	\$1,680,440.08	\$9,661,957.01	\$7,136,757.61	\$27,758,179.72
N	\$1,764,365.84	\$2,015,621.57	\$11,821,343.23	\$9,600,490.80	\$36,330,126.07	\$2,147,987.59	\$1,838,505.32	\$12,128,978.05	\$9,608,102.29	\$31,692,357.42	\$2,182,988.10	\$2,430,202.81	\$11,844,945.11	\$9,566,960.42	\$27,510,965.01
D	\$384,624.46	\$2,023,706.22	\$12,205,967.69	\$11,624,197.02	\$34,691,044.31	\$701,590.05	\$1,799,247.57	\$12,830,568.10	\$11,407,349.86	\$30,594,699.90	\$475,850.94	\$1,790,408.18	\$12,320,796.05	\$11,357,368.60	\$26,196,407.77
J	\$1,902,753.78	\$1,734,527.72	\$14,108,721.47	\$13,358,724.74	\$34,859,270.37	\$625,635.98	\$1,841,452.09	\$13,456,204.08	\$13,248,801.95	\$29,378,883.79	\$1,116,023.34	\$1,729,793.22	\$13,436,819.39	\$13,087,161.82	\$25,582,637.89
F	\$3,199,193.18	\$1,740,436.03	\$17,307,914.65	\$15,099,160.77	\$36,318,027.52	\$5,085,071.38	\$1,824,569.69	\$18,541,275.46	\$15,073,371.64	\$32,639,385.48	\$4,524,622.51	\$1,659,470.51	\$17,961,441.90	\$14,746,632.33	\$28,447,789.89
M						\$6,322,567.40	\$2,032,486.98	\$24,863,842.86	\$17,105,858.62	\$36,929,465.90	\$5,656,510.14	\$1,951,487.34	\$23,617,952.04	\$16,698,119.67	\$32,152,812.69
A						\$1,118,657.83	\$2,350,821.53	\$25,982,500.69	\$19,456,680.15	\$35,697,302.20	\$393,843.46	\$1,681,187.05	\$24,011,795.50	\$18,379,306.72	\$30,865,469.10
M						\$1,907,431.42	\$1,719,563.98	\$27,889,932.11	\$21,176,244.13	\$35,885,169.64	\$2,658,316.51	\$2,218,150.57	\$26,670,112.01	\$20,597,457.29	\$31,305,635.04
J						\$416,952.37	\$2,192,848.37	\$28,306,884.48	\$23,369,092.50	\$34,109,273.64	\$201,718.05	\$2,335,871.43	\$26,871,830.06	\$22,933,328.72	\$29,171,481.66

FISCAL YEAR REVENUE BY MONTH

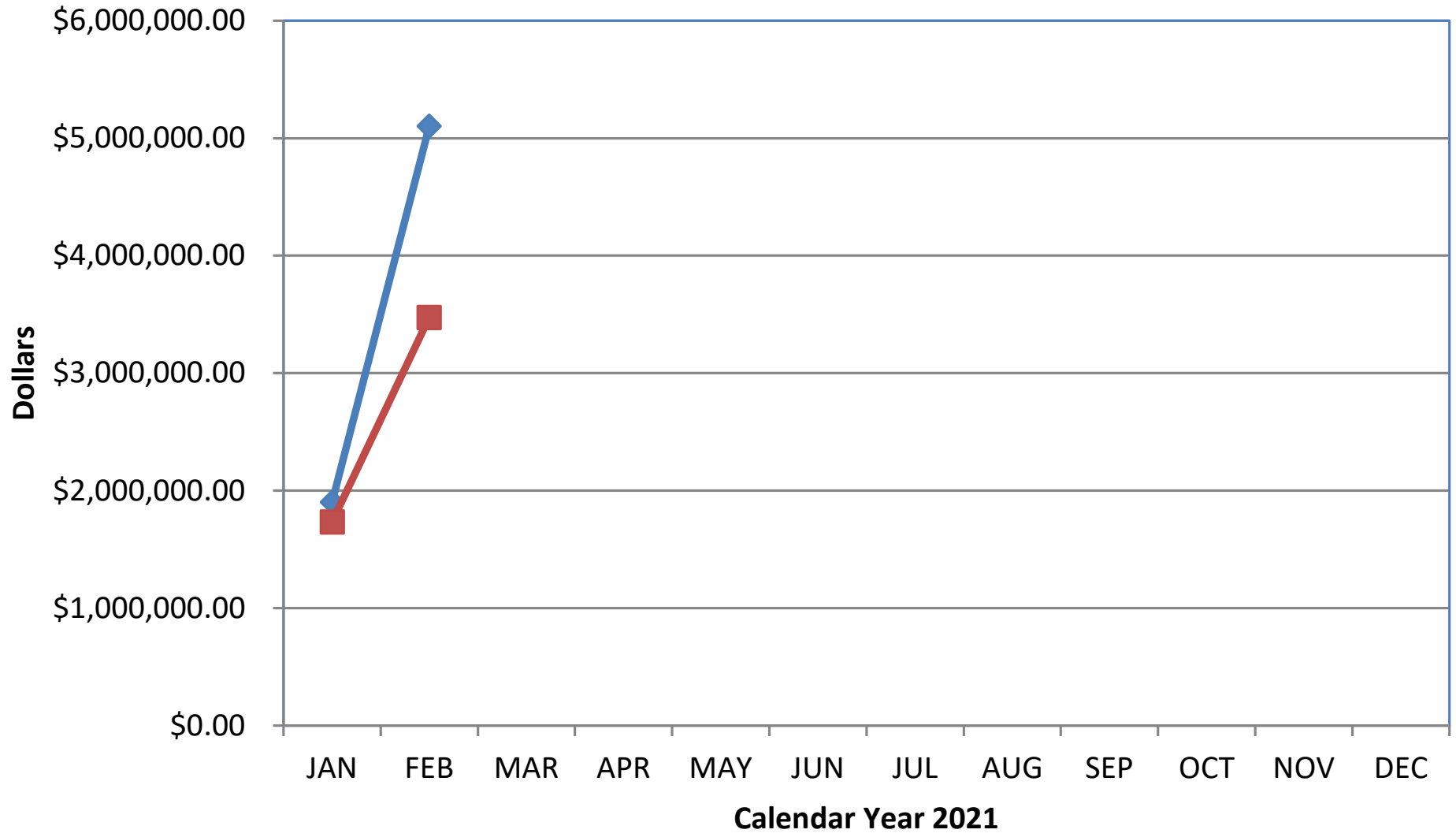


ROSSFORD BOARD OF EDUCATION - FISCAL YEAR COMPARISON-ACCUMULATIVE



—◆— REVENUE —◆— EXPENSES

Rossford Board of Education - Calendar Year Comparison - Accumulative



—◆— REVENUE-YTD —■— EXPENSES-YTD

APPROPRIATIONS MODIFICATIONS		as of MARCH 31, 2022	
GENERAL FUND		INCREASE	DECREASE
Total to General Fund		\$ -	\$ -
Net increase this month to General Fund		\$ -	
OTHER FUNDS		INCREASE	DECREASE
007-9005	PATRICIA GLADIEUX SCHOLARSHIP	\$ 100.00	
007-9195	ROBERT M FALLS SCHOLARSHIP	\$ 1,000.00	
007-9200	A SHUFRITZ ATHLETIC SCHOLARSHIP	\$ 1,000.00	
018-960A	PSSF- ELEMENTARY	\$ 10,000.00	
401-9222	AUXILIARY SERVICE FUND FY22	\$ 55,472.97	
Total to Other Funds		\$ 67,572.97	\$ -
Net increase this month to Other Funds		\$ 67,572.97	
CHANGES TO REVENUE		INCREASE	DECREASE
018-960A	PSSF- ELEMENTARY	\$ 10,000.00	
401-9222	AUXILIARY SERVICE FUND FY22	\$ 9,600.76	
Totals		\$ 19,600.76	\$ -
Net Increase this month to Revenues		\$ 19,600.76	

**ROSSFORD EX VILLAGE SCHOOL DISTRICT
FISCAL YEAR 2022**

Year to Date: 02/28/22

MONTH # OF FISCAL YEAR
8 12 67%

GENERAL FUND RECAP

<u>REVENUE:</u>	<u>BUDGET</u>	<u>ACTUAL</u>	<u>% RECEIVED</u>
LOCAL TAXES	18,410,000.00	12,070,246.51	66%
STATE SUPPORT	6,495,000.00	3,859,761.97	59%
TUITION AND FEES	2,041,000.00	1,102,466.15	54%
INTEREST	500,000.00	235,501.34	47%
RENTAL/MISCELLANEOUS	15,000.00	8,758.31	58%
OTHER RECEIPTS - LOCAL SOURCES	0.00	0.00	0%
FEDERAL SUPPORT	0.00	0.00	0%
OTHER REVENUE/TRANSFERS	150,000.00	31,180.37	21%
TOTALS	27,611,000.00	17,307,914.65	63%

FY21 CARRYOVER TO FY22 34,109,273.64
TOTAL RESOURCES 61,720,273.64

<u>EXPENSE:</u>	<u>BUDGET</u>	<u>ACTUAL</u>	<u>% SPENT</u>
INSTRUCTION	15,605,102.40	9,087,484.47	58%
SUPPORT SERVICES	6,514,881.30	3,554,457.51	55%
OPERATION & MAINT OF PLANT	2,352,704.84	1,271,055.45	54%
PUPIL TRANSPORTATION	1,187,027.85	689,290.13	58%
EXTRA-CURRICULAR ACTIVITIES	659,254.00	204,402.16	31%
OTHER EXPENSES/TRANSFERS	968,714.58	292,471.05	30%
TOTALS	27,287,684.97	15,099,160.77	55%

OTHER FUNDS RECAP

<u>REVENUE:</u>	<u>BUDGETED</u>	<u>ACTUAL</u>	<u>% RECEIVED</u>
002 BOND RETIREMENT	1,509,000.00	1,100,524.11	73%
003 PERMANENT IMPROVEMENT	2,503,000.00	1,876,506.85	75%
004 BUILDING	500.00	223.01	45%
006 FOOD SERVICE	750,750.00	589,334.32	78%
007 SPECIAL TRUST	3,021.00	8,163.00	270%
014 ROTARY - INTERNAL SERVICES	-	6,605.00	0%
018 PUBLIC SCHOOL SUPPORT	7,100.00	6,122.19	86%
019 OTHER GRANT	1,274,566.53	805,419.22	63%
022 ESCROW	5,732,000.00	3,629,558.25	63%
200 STUDENT MANAGED ACTIVITY	96,162.40	19,800.74	21%
300 DISTRICT MANAGED ACTIVITY	163,750.00	170,542.03	104%
401 AUXILIARY SERVICES	100,000.00	109,600.76	110%
451 DATA COMMUNICATION	5,400.00	2,700.00	50%
467 STUDENT WELLNESS	-	-	0%
507 ESSER	2,540,059.66	223,550.43	9%
516 SP ED IDEA PART B	469,075.08	139,599.86	30%
536 TITLE I SCHOOL IMPROVEMENT	12,182.69	4,345.39	36%
572 TITLE I	333,569.36	126,846.62	38%
584 TITLE IV-A	18,328.67	187.00	1%
587 EARLY CHILD SP ED IDEA	9,157.35	2,323.60	25%
590 TITLE II-A	89,068.67	26,342.63	30%
599 MISCELLANEOUS FED GRANTS	3,854.47	3,837.57	100%
TOTALS	15,620,545.88	8,852,132.58	57%

FY21 CARRYOVER TO FY22 6,154,087.21
TOTAL RESOURCES 21,774,633.09

<u>EXPENSE:</u>	<u>BUDGETED</u>	<u>ACTUAL</u>	<u>% SPENT</u>
002 BOND RETIREMENT	1,530,477.50	940,886.84	61%
003 PERMANENT IMPROVEMENT	2,486,087.50	1,576,318.15	63%
004 BUILDING	100,000.00	151,124.50	151%
006 FOOD SERVICE	737,500.00	438,165.53	59%
007 SPECIAL TRUST	11,654.84	-	0%
014 ROTARY - INTERNAL SERVICES	-	480.00	0%
018 PUBLIC SCHOOL SUPPORT	25,503.87	3,317.51	13%
019 OTHER GRANT	1,255,425.01	525,852.87	42%
022 ESCROW	5,732,000.00	3,858,193.65	67%
200 STUDENT MANAGED ACTIVITY	108,445.41	14,823.40	14%
300 DISTRICT MANAGED ACTIVITY	199,790.51	122,297.35	61%
401 AUXILIARY SERVICES	97,564.43	74,981.82	77%
451 DATA COMMUNICATION	10,800.00	7,241.02	67%
467 STUDENT WELLNESS	218,350.12	139,359.17	64%
499 MISCELLANEOUS STATE GRANTS	-	17,614.20	0%
507 ESSER	2,534,095.57	458,765.51	18%
516 SP ED IDEA PART B	464,770.98	244,974.08	53%
536 TITLE I SCHOOL IMPROVEMENT	7,837.30	4,345.39	55%
572 TITLE I	324,309.33	195,438.59	60%
584 TITLE IV-A	18,328.67	13,900.80	76%
587 EARLY CHILD SP ED IDEA	8,986.60	3,986.91	44%
590 TITLE II-A	80,601.85	31,042.22	39%
599 MISCELLANEOUS FED GRANTS	1,799.58	3,949.23	219%
TOTALS	15,954,329.07	8,827,058.74	55%



Monthly Investment Report

February 28, 2022

Investment Summary Detail Rossford Exempted Village Schools

	Total Investments	Average Yield	Average Maturity
Huntington Checking	\$ 916,763.20	0.00%*	0.00 yrs
Huntington Facilities Lease	\$ -	0.00%	0.00 yrs
Star Chio	\$ 250,790.86	0.20%	0.00 yrs
US Bank/RedTree Investment Account - Rossford General	\$ 41,367,901.46	0.81%	1.28 yrs
Total District Investments	\$ 42,535,455.52	0.79%	1.24

Benchmark Interest Rates	2/28/22	2/28/21
STAR Chio	0.20%	0.09%
6-Month Treasury	0.69%	0.05%
2-Year Treasury	1.44%	0.14%
5-Year Treasury	1.71%	0.75%

*Earnings Credit to offset bank charges