

ROSSFORD BOARD OF EDUCATION

February 28, 2023

Total Fund Balance \$58,733,183.03

Gross Depository (Bank) Balance:

Huntington National Bank (General Checking)	\$1,703,121.20	
Sub-Total: Depository (Bank) Balance		\$1,703,121.20

Investments:

StarOhio	\$3,262,467.99	
US Bank N.A., Trust, General Fund	\$39,854,695.26	
US Bank N.A., Trust Building	\$13,945,890.06	
Huntington National Bank - Multi-Purpose	\$1,187.98	
Cash equivalents - Facilities Lease	\$149.20	
Other Securities	\$0.00	
Sub-Total: Investments		\$57,064,390.49

Athletic Checking Balances:

Junior High Athletics	\$600.00	
High School Athletics	\$0.00	
Sub-Total: Athletic Checking Balances		\$600.00

Petty Cash and Change Funds \$50.00

Total \$58,768,161.69

Outstanding Checks	\$34,983.37	
Outstanding Accounts Payable	(\$29.04)	

Total (Reconciled Balance) \$58,733,207.36

*** Adjustments:

(1) SERS Payment	\$24.33	
(2) STRS Payment	\$0.00	
(3) Other	\$0.00	
(4) Reconciling Items	-	
(5)	\$0.00	

Adjusted Total \$58,733,183.03



 James Rossler Jr., Treasurer

ROSSFORD BOARD OF EDUCATION ---

INVESTMENT REPORT FOR FEBRUARY, 2023

US BANK N.A., TRUST - GENERAL FUND

2/28/2023 Ending Balance

US BANK N.A., GENERAL FUND

\$39,854,695.26

\$39,854,695.26

CASH EQUIVALENTS - HUNTINGTON INVESTMENT TRUST - FACILITIES LEASE

2/28/2023 Ending Balance

TOTAL CASH EQUIVALENTS - FACILITIES LEASE

\$149.20

\$149.20

CASH EQUIVALENTS - HUNTINGTON INVESTMENT TRUST - MULTI-PURPOSE

2/28/2023 Ending Balance

HUNTINGTON BANK ENDING BALANCE

\$1,187.98

\$1,187.98

STAR OHIO

2/28/2023 Ending Balance

STAR OHIO ENDING BALANCE

\$3,262,467.99

\$3,262,467.99

HUNTINGTON NATIONAL BANK - CHECKING

2/28/2023 Ending balance

HUNTINGTON NATIONAL BANK CHECKING BALANCE

\$1,703,121.20

\$1,703,121.20

US BANK N.A., TRUST - MULTI-PURPOSE

2/28/2023 Ending Balance

US BANK N.A., TRUST BUILDING FUND

\$13,945,890.06

\$13,945,890.06

SUMMARY OF INVESTMENTS - FEBRUARY 2023

CERTIFICATES OF DEPOSIT

\$39,854,695.26

CASH EQUIVALENTS - FACILITIES LEASE PAYMENT

\$149.20

HUNTINGTON BANK - SWEEP ACCOUNT

\$1,187.98

STAR OHIO

\$3,262,467.99

HUNTINGTON NATIONAL BANK CHECKING ACCOUNT

\$1,703,121.20

US BANK N.A., TRUST - MULTI-PURPOSE

\$13,945,890.06

OTHER SECURITIES

\$0.00

GRAND TOTAL INVESTMENTS OF RECORD

\$58,767,511.69

EFINANCEPLUS
 DATE: 03/01/2023
 TIME: 10:05:19
 SELECTION CRITERIA : ALL

Rossford Exempted Village Schools
 OH Cash Position Report

ACCOUNTING PERIOD : 8/23

FUND	SCC	DESCRIPTION	BEGIN BALANCE	MTD RECEIPTS	FYTD RECEIPTS	MTD EXPENDITURES	FYTD EXPENDITURES	CURRENT FUND BALANCE	CURRENT ENCUMBRANCE	UNENCUMBERED FUND BALANCE
001	0000	GENERAL FUND	33,258,464.72	3,076,214.46	16,746,947.22	1,840,446.14	16,565,602.77	33,439,809.17	2,032,814.39	31,406,994.78
Total For Fund 001:			33,258,464.72	3,076,214.46	16,746,947.22	1,840,446.14	16,565,602.77	33,439,809.17	2,032,814.39	31,406,994.78
002	0000	BOND RETIREMENT FUND	552,256.66	247,563.30	1,005,019.79	1,722.78	951,703.76	605,572.69	0.00	605,572.69
Total For Fund 002:			552,256.66	247,563.30	1,005,019.79	1,722.78	951,703.76	605,572.69	0.00	605,572.69
003	0000	PERMANENT IMPROVEMENT	4,088,853.30	418,392.16	1,736,105.81	2,805.10	1,940,890.98	3,884,068.13	0.00	3,884,068.13
003	9022	PERMANENT IMPROVE COPS 22	395,910.60	0.00	920,061.00	0.00	1,315,767.43	204.17	0.00	204.17
Total For Fund 003:			4,484,763.90	418,392.16	2,656,166.81	2,805.10	3,256,658.41	3,884,272.30	0.00	3,884,272.30
004	0000	BLDGG/CAPITAL PROJ	17,702,037.76	63,984.61	208,302.91	50,645.80	5,863,649.47	12,046,691.20	10,453,748.93	1,592,942.27
Total For Fund 004:			17,702,037.76	63,984.61	208,302.91	50,645.80	5,863,649.47	12,046,691.20	10,453,748.93	1,592,942.27
006	0000	FOOD SERVICE	354,442.48	74,530.82	446,303.80	58,809.37	466,731.19	334,015.09	57,136.06	276,879.03
Total For Fund 006:			354,442.48	74,530.82	446,303.80	58,809.37	466,731.19	334,015.09	57,136.06	276,879.03

EFINANCEPLUS
 DATE: 03/01/2023
 TIME: 10:05:19
 SELECTION CRITERIA : ALL

Rossford Exempted Village Schools
 OH Cash Position Report

ACCOUNTING PERIOD : 8/23

FUND	SCC	DESCRIPTION	BEGIN BALANCE	MTD RECEIPTS	FYTD RECEIPTS	MTD EXPENDITURES	FYTD EXPENDITURES	CURRENT FUND BALANCE	CURRENT ENCUMBRANCE	UNENCUMBERED FUND BALANCE
007	9001	LARRY EMCH SCHOL 951.73		0.00	0.00	500.00	500.00	451.73	0.00	451.73
007	9005	PATRICIA GLADIEUX SCHOL 3,370.00		0.00	0.00	0.00	0.00	3,370.00	500.00	2,870.00
007	9008	BARTHOLD SCHOL 8,545.00		0.00	0.00	0.00	0.00	8,545.00	1,000.00	7,545.00
007	9010	NORDMANN SCHOL 17,002.18		0.00	0.00	5,200.00	6,250.00	10,752.18	1,050.00	9,702.18
007	9013	KERRY ON AWARD 271.46		0.00	0.00	0.00	0.00	271.46	0.00	271.46
007	9195	ROBT M FALLS SCHOL 6,683.46		0.00	0.00	1,000.00	1,000.00	5,683.46	0.00	5,683.46
007	9198	FOOD SERVICES MEML SCHOL 1,063.65		0.00	235.00	0.00	500.00	798.65	0.00	798.65
007	9200	A SHUFRITZ ATHLETIC SCHOL 335.90		0.00	0.00	0.00	0.00	335.90	0.00	335.90
007	9201	BELKOFER WRESTLING SCHOL 1,000.00		0.00	1,000.00	500.00	500.00	1,500.00	500.00	1,000.00
007	9210	A SHUFRITZ ATHLETIC FY23 0.00		0.00	152,855.43	0.00	0.00	152,855.43	0.00	152,855.43
Total For Fund 007:			39,223.38	0.00	154,090.43	7,200.00	8,750.00	184,563.81	3,050.00	181,513.81
014	9000	ATHLETIC ROTARY FUND - HS 0.00		5,290.00	5,690.00	3,540.00	3,940.00	1,750.00	14,075.00	-12,325.00
Total For Fund 014:			0.00	5,290.00	5,690.00	3,540.00	3,940.00	1,750.00	14,075.00	-12,325.00
018	9002	HERO 1,743.17		0.00	0.00	0.00	0.00	1,743.17	0.00	1,743.17
018	9003	SCHNEIDER STUDENT WELFARE 1,934.59		0.00	0.00	0.00	0.00	1,934.59	300.00	1,634.59

EFINANCEPLUS
 DATE: 03/01/2023
 TIME: 10:05:19
 SELECTION CRITERIA : ALL

Rossford Exempted Village Schools
 OH Cash Position Report

ACCOUNTING PERIOD : 8/23

FUND	SCC	DESCRIPTION	BEGIN BALANCE	MTD RECEIPTS	FYTD RECEIPTS	MTD EXPENDITURES	FYTD EXPENDITURES	CURRENT FUND BALANCE	CURRENT ENCUMBRANCE	UNENCUMBERED FUND BALANCE
018	900L	PSSF - LIBRARY 2,207.89		0.00	2,640.95	612.30	2,414.81	2,434.03	27.95	2,406.08
018	9000	PSSF - HS 3,123.08		616.81	1,229.48	0.00	1,866.27	2,486.29	592.55	1,893.74
018	960A	PSSF - ELEM 41,033.44		1,124.00	6,401.07	116.74	11,345.45	36,089.06	10,141.90	25,947.16
018	960E	PSSF - JH 9,491.27		0.00	236.18	0.00	750.00	8,977.45	450.00	8,527.45
018	960F	CAMP MICHINDOH 0.00		1,082.00	14,483.00	24,950.00	24,950.00	-10,467.00	1,050.00	-11,517.00
018	960L	LINK CREW MENTORING - HS 2,108.91		0.00	318.95	0.00	799.89	1,627.97	0.00	1,627.97
Total For Fund 018:			61,642.35	2,822.81	25,309.63	25,679.04	42,126.42	44,825.56	12,562.40	32,263.16
019	9016	FOUR M HOLDINGS, LTD 29,712.16		6,700.00	6,700.00	233.07	2,094.00	34,318.16	3,906.00	30,412.16
019	9022	FIRST SOLAR 205,047.05		0.00	175,830.29	0.00	17,281.85	363,595.49	0.00	363,595.49
019	9024	WALGREENS 351,807.52		0.00	345,000.00	0.00	0.00	696,807.52	10,000.00	686,807.52
019	9025	INTERSTATE GLASS 120.98		0.00	0.00	0.00	0.00	120.98	0.00	120.98
019	9027	FED EX ENTERPRISE ZONE 258,884.59		242,977.00	242,977.00	0.00	0.00	501,861.59	0.00	501,861.59
019	9028	LAKO TOOL ENTERPRISE ZONE 3,302.40		0.00	0.00	0.00	0.00	3,302.40	0.00	3,302.40
019	9029	OE MEYER ENTERPRISE ZONE 9,187.50		0.00	18,375.00	0.00	0.00	27,562.50	0.00	27,562.50
019	9030	ZGL INVESTMENTS 25,498.89		0.00	12,250.00	0.00	5,462.00	32,286.89	2,038.00	30,248.89
019	9031	AC&SONS / IC-FLUID POWER 18,758.28		0.00	9,044.03	0.00	0.00	27,802.31	0.00	27,802.31
019	9032	IMCO/BEE TREE 8,408.11		0.00	0.00	1,045.75	3,726.87	4,681.24	261.13	4,420.11
019	9033	RRP PACKAGING 11,705.54		22,000.00	22,000.00	0.00	0.00	33,705.54	0.00	33,705.54

EFINANCEPLUS
 DATE: 03/01/2023
 TIME: 10:05:19
 SELECTION CRITERIA : ALL

Rossford Exempted Village Schools
 OH Cash Position Report

ACCOUNTING PERIOD : 8/23

FUND	SCC	DESCRIPTION	BEGIN BALANCE	MTD RECEIPTS	FYTD RECEIPTS	MTD EXPENDITURES	FYTD EXPENDITURES	CURRENT FUND BALANCE	CURRENT ENCUMBRANCE	UNENCUMBERED FUND BALANCE
019	9036	JAM BEST ONE TIRE 46.63		0.00	0.00	0.00	0.00	46.63	0.00	46.63
019	9037	AMAZON ENTERPRISE ZONE 888,643.41		0.00	848,458.09	0.00	580,000.00	1,157,101.50	0.00	1,157,101.50
019	9038	CAMPBELL MECHANICAL ENTER 27,110.70		9,036.90	9,036.90	0.00	0.00	36,147.60	0.00	36,147.60
Total For Fund 019:			1,838,233.76	280,713.90	1,689,671.31	1,278.82	608,564.72	2,919,340.35	16,205.13	2,903,135.22
022	5001	MEDICAL INSURANCE 72,813.89		299,872.70	2,363,957.79	304,124.85	2,424,181.66	12,590.02	0.00	12,590.02
022	5002	DENTAL INSURANCE ESCROW 9,997.13		19,639.33	155,464.48	20,311.01	159,807.35	5,654.26	0.00	5,654.26
022	5003	VISION INSURANCE 1,897.18		5,082.23	40,389.77	5,172.54	40,980.93	1,306.02	0.00	1,306.02
022	5004	LIFE INSURANCE 36,456.40		1,303.54	13,108.20	1,357.50	10,086.50	39,478.10	0.00	39,478.10
022	5005	SERS BOARD SHARE 12,790.52		35,805.68	387,848.60	50,720.00	405,760.00	-5,120.88	0.00	-5,120.88
022	5006	STRS BOARD SHARE 17,026.25		129,335.86	1,170,108.87	133,550.00	1,068,400.00	118,735.12	0.00	118,735.12
Total For Fund 022:			150,981.37	491,039.34	4,130,877.71	515,235.90	4,109,216.44	172,642.64	0.00	172,642.64
070	0000	CAPITAL PROJECTS 5,000,000.00		0.00	0.00	0.00	2,000.00	4,998,000.00	328,450.00	4,669,550.00
Total For Fund 070:			5,000,000.00	0.00	0.00	0.00	2,000.00	4,998,000.00	328,450.00	4,669,550.00
200	9130	DRAMA CLUB - HS 7,862.03		0.00	1,500.00	0.00	4,155.40	5,206.63	3,795.89	1,410.74

EFINANCEPLUS
 DATE: 03/01/2023
 TIME: 10:05:19
 SELECTION CRITERIA : ALL

Rossford Exempted Village Schools
 OH Cash Position Report

ACCOUNTING PERIOD : 8/23

FUND	SCC	DESCRIPTION	BEGIN BALANCE	MTD RECEIPTS	FYTD RECEIPTS	MTD EXPENDITURES	FYTD EXPENDITURES	CURRENT FUND BALANCE	CURRENT ENCUMBRANCE	UNENCUMBERED FUND BALANCE
200	9250	INTERNATIONAL CLUB - HS	733.21	0.00	48.00	0.00	52.00	729.21	548.00	181.21
200	9480	GLEE CLUB - HS	5,386.98	0.00	0.00	0.00	0.00	5,386.98	0.00	5,386.98
200	961A	STUDENT COUNCIL - ELEM	5,277.18	500.00	500.00	126.31	126.31	5,650.87	173.69	5,477.18
200	961D	STUDENT COUNCIL - JH	1,679.56	268.00	268.00	130.82	470.44	1,477.12	24.18	1,452.94
200	9610	STUDENT COUNCIL - HS	7,836.83	0.00	6,139.01	5,880.00	8,087.04	5,888.80	1,133.21	4,755.59
200	962A	JUST SAY NO CLUB - ELEM	347.30	0.00	0.00	0.00	0.00	347.30	0.00	347.30
200	963B	MARKETING EDUCATION -HS	6,063.62	0.00	3,600.00	0.00	0.00	9,663.62	10,700.00	-1,036.38
200	963C	TEEN INSTITUTE HS	365.33	0.00	0.00	0.00	0.00	365.33	0.00	365.33
200	963D	JUNIOR RED CROSS - HS	365.55	0.00	0.00	0.00	0.00	365.55	0.00	365.55
200	963E	JUNIOR TEEN INSTITUTE -JH	286.21	0.00	0.00	0.00	0.00	286.21	0.00	286.21
200	963F	ELEMENTARY COMPUTER CLUB	511.79	0.00	0.00	0.00	0.00	511.79	0.00	511.79
200	963J	SCHOOL STORE JR/SR HIGH	0.00	192.00	5,436.51	89.37	2,813.49	2,623.02	519.39	2,103.63
200	9640	SOS CLUB HIGH SCHOOL	1,445.33	20.00	4,172.23	0.00	2,748.76	2,868.80	1,540.69	1,328.11
200	965C	CHESS CLUB - HS	1,451.97	0.00	744.63	184.88	702.88	1,493.72	0.00	1,493.72
200	965D	SPEECH & DEBATE CLUB	165.45	149.43	149.43	17.00	93.00	221.88	1,750.00	-1,528.12
200	967F	RHS CLASS OF 2022	979.32	0.00	0.00	0.00	250.00	729.32	0.00	729.32
200	967G	RHS CLASS OF 2023	2,036.12	0.00	450.82	0.00	122.48	2,364.46	280.00	2,084.46
200	967H	RHS CLASS OF 2024	1,743.18	0.00	182.35	0.00	0.00	1,925.53	35.00	1,890.53
200	967I	RHS CLASS OF 2025	0.00	0.00	2,550.00	1,000.00	2,308.32	241.68	336.68	-95.00
200	967J	RHS CLASS OF 2026	0.00	25.00	25.00	0.00	0.00	25.00	0.00	25.00

Rossford Exempted Village Schools
 OH Cash Position Report

ACCOUNTING PERIOD : 8/23

FUND	SCC	DESCRIPTION	BEGIN BALANCE	MTD RECEIPTS	FYTD RECEIPTS	MTD EXPENDITURES	FYTD EXPENDITURES	CURRENT FUND BALANCE	CURRENT ENCUMBRANCE	UNENCUMBERED FUND BALANCE
200	968C	R-PRIDE YEARBOOK 8,603.87		1,140.00	3,935.00	0.00	3,527.69	9,011.18	0.00	9,011.18
200	968E	JUNIOR HIGH YEARBOOK 5,810.73		0.00	25.00	0.00	599.00	5,236.73	101.00	5,135.73
200	9710	NHS - HS 780.54		290.91	1,718.99	60.06	573.94	1,925.59	120.24	1,805.35
Total For Fund 200:			59,732.10	2,585.34	31,444.97	7,488.44	26,630.75	64,546.32	21,057.97	43,488.35
300	950A	ATHLETICS - JH 19,724.95		1,370.00	24,512.31	1,442.99	10,683.33	33,553.93	8,572.01	24,981.92
300	950C	CONCESSIONS - HS 4.27		0.00	0.00	0.00	0.00	4.27	0.00	4.27
300	9500	ATHLETICS - HS 42,925.90		8,356.00	132,745.09	15,954.14	109,042.06	66,628.93	15,284.80	51,344.13
300	9510	ATHLETIC HALL OF FAME -HS 485.93		0.00	0.00	0.00	0.00	485.93	0.00	485.93
300	955C	CHEERLEADERS - HS 2,034.55		0.00	12,668.96	2,000.00	3,693.16	11,010.35	5,055.50	5,954.85
300	955E	CHEERLEADERS - JH 292.00		0.00	0.00	0.00	0.00	292.00	0.00	292.00
300	959A	VARSIITY R 41,396.91		1,986.10	44,209.75	1,506.30	45,745.59	39,861.07	9,177.83	30,683.24
300	959D	DANCE TEAM - HS 951.14		0.00	0.00	0.00	0.00	951.14	0.00	951.14
300	959E	WRESTLERETTES - JH 278.10		0.00	0.00	0.00	0.00	278.10	0.00	278.10
300	9590	WRESTLERETTES - HS 425.66		700.00	4,118.81	134.08	134.08	4,410.39	3,815.92	594.47
Total For Fund 300:			108,519.41	12,412.10	218,254.92	21,037.51	169,298.22	157,476.11	41,906.06	115,570.05
401	9222	AUXILIARY SERVICES FY22 16,136.70		0.00	0.00	0.00	16,136.70	0.00	0.00	0.00

EFINANCEPLUS
 DATE: 03/01/2023
 TIME: 10:05:19
 SELECTION CRITERIA : ALL

Rossford Exempted Village Schools
 OH Cash Position Report

ACCOUNTING PERIOD : 8/23

FUND	SCC	DESCRIPTION	BEGIN BALANCE	MTD RECEIPTS	FYTD RECEIPTS	MTD EXPENDITURES	FYTD EXPENDITURES	CURRENT FUND BALANCE	CURRENT ENCUMBRANCE	UNENCUMBERED FUND BALANCE
401	9223	AUXILIARY SERVICES FY23	0.00	65,948.91	125,107.20	7,240.48	48,920.73	76,186.47	48,624.08	27,562.39
Total For Fund 401:			16,136.70	65,948.91	125,107.20	7,240.48	65,057.43	76,186.47	48,624.08	27,562.39
451	9223	OH K-12 CONNECTIVITY FY23	0.00	0.00	2,700.00	0.00	0.00	2,700.00	0.00	2,700.00
Total For Fund 451:			0.00	0.00	2,700.00	0.00	0.00	2,700.00	0.00	2,700.00
467	9220	STUDENT WELLNESS SUCCESS	379.14	0.00	0.00	0.00	379.14	0.00	0.00	0.00
467	9221	STUDENT WELLNESS SUCCESS	42,261.70	0.00	0.00	0.00	21,131.07	21,130.63	21,130.63	0.00
Total For Fund 467:			42,640.84	0.00	0.00	0.00	21,510.21	21,130.63	21,130.63	0.00
499	9222	MISC STATE GRANT PSYCH	0.00	0.00	0.00	0.00	0.04	-0.04	0.00	-0.04
499	9223	MISC STATE GRANT FY23	0.00	0.00	7,400.74	2,371.14	11,860.70	-4,459.96	0.00	-4,459.96
499	9323	MISC STATE GRANT- SAFETY	0.00	0.00	55,500.00	0.00	0.00	55,500.00	40,000.00	15,500.00
Total For Fund 499:			0.00	0.00	62,900.74	2,371.14	11,860.74	51,040.00	40,000.00	11,040.00
507	9222	ESSER II	0.00	0.00	202,836.23	3,300.00	292,426.93	-89,590.70	1,684.28	-91,274.98

Rossford Exempted Village Schools
 OH Cash Position Report

ACCOUNTING PERIOD : 8/23

FUND	SCC	DESCRIPTION	BEGIN BALANCE	MTD RECEIPTS	FYTD RECEIPTS	MTD EXPENDITURES	FYTD EXPENDITURES	CURRENT FUND BALANCE	CURRENT ENCUMBRANCE	UNENCUMBERED FUND BALANCE
507	9223	ARP ESSER 0.00		0.00	48,239.91	538.65	79,338.29	-31,098.38	606,553.80	-637,652.18
507	9322	ARP HOMELESS 0.00		0.00	0.00	315.42	315.42	-315.42	1,784.58	-2,100.00
Total For Fund 507:			0.00	0.00	251,076.14	4,154.07	372,080.64	-121,004.50	610,022.66	-731,027.16
516	9222	IDEA PART B FY22 0.00		0.00	84,053.62	0.00	84,053.62	0.00	0.00	0.00
516	9223	IDEA B FY 23 0.00		0.00	117,784.66	31,051.60	194,659.86	-76,875.20	14,546.07	-91,421.27
516	9322	ARP IDEA PART B 0.00		0.00	18,561.89	7,431.76	33,770.52	-15,208.63	982.14	-16,190.77
Total For Fund 516:			0.00	0.00	220,400.17	38,483.36	312,484.00	-92,083.83	15,528.21	-107,612.04
536	9222	TITLE I NON-COMPETITIVE 0.00		0.00	26,221.98	0.00	26,221.98	0.00	195.57	-195.57
536	9223	TITLE I- NON COMPETE FY23 0.00		0.00	3,780.78	300.00	4,080.78	-300.00	828.00	-1,128.00
Total For Fund 536:			0.00	0.00	30,002.76	300.00	30,302.76	-300.00	1,023.57	-1,323.57
572	9222	TITLE I FY22 0.00		0.00	48,143.79	0.00	48,143.79	0.00	394.50	-394.50
572	9223	TITLE I FY23 0.00		0.00	67,324.91	16,008.32	101,025.22	-33,700.31	26,170.90	-59,871.21
572	9322	EOEC NON-COMPETITIVE 0.00		0.00	5,009.61	0.00	5,009.61	0.00	0.00	0.00
572	9323	EOEC NON-COMPET FY23 0.00		0.00	4,954.00	299.85	5,253.85	-299.85	1,578.15	-1,878.00

Rossford Exempted Village Schools
 OH Cash Position Report

ACCOUNTING PERIOD : 8/23

FUND	SCC	DESCRIPTION	BEGIN BALANCE	MTD RECEIPTS	FYTD RECEIPTS	MTD EXPENDITURES	FYTD EXPENDITURES	CURRENT FUND BALANCE	CURRENT ENCUMBRANCE	UNENCUMBERED FUND BALANCE
Total For Fund 572:			0.00	0.00	125,432.31	16,308.17	159,432.47	-34,000.16	28,143.55	-62,143.71
584	9223	TITLE IV-A FY23 0.00	0.00	0.00	2,076.28	13,991.75	15,134.30	-13,058.02	2,302.24	-15,360.26
Total For Fund 584:			0.00	0.00	2,076.28	13,991.75	15,134.30	-13,058.02	2,302.24	-15,360.26
587	9222	ECSE IDEA FY22 0.00	0.00	0.00	1,327.17	0.00	1,327.17	0.00	0.00	0.00
587	9223	ECSE IDEA FY23 0.00	0.00	0.00	1,922.08	473.83	3,107.03	-1,184.95	800.00	-1,984.95
Total For Fund 587:			0.00	0.00	3,249.25	473.83	4,434.20	-1,184.95	800.00	-1,984.95
590	9222	TITLE II-A FY22 0.00	0.00	0.00	13,127.60	0.00	13,127.60	0.00	0.00	0.00
590	9223	TITLE II-A FY23 0.00	0.00	0.00	20,854.76	1,017.42	30,602.61	-9,747.85	13,231.16	-22,979.01
Total For Fund 590:			0.00	0.00	33,982.36	1,017.42	43,730.21	-9,747.85	13,231.16	-22,979.01
GRAND TOTALS:			63,669,075.43	4,741,497.75	28,175,006.71	2,620,229.12	33,110,899.11	58,733,183.03	13,761,812.04	44,971,370.99

EFINANCEPLUS
 DATE: 03/01/2023
 TIME: 10:05:19
 SELECTION CRITERIA : ALL

Rossford Exempted Village Schools
 OH Cash Position Report

ACCOUNTING PERIOD : 8/23

FUND	SCC	DESCRIPTION BEGIN BALANCE	MTD RECEIPTS	FYTD RECEIPTS	MTD EXPENDITURES	FYTD EXPENDITURES	CURRENT FUND BALANCE	CURRENT ENCUMBRANCE	UNENCUMBERED FUND BALANCE
001		33,258,464.72	3,076,214.46	16,746,947.22	1,840,446.14	16,565,602.77	33,439,809.17	2,032,814.39	31,406,994.78
002		552,256.66	247,563.30	1,005,019.79	1,722.78	951,703.76	605,572.69	0.00	605,572.69
003		4,484,763.90	418,392.16	2,656,166.81	2,805.10	3,256,658.41	3,884,272.30	0.00	3,884,272.30
004		17,702,037.76	63,984.61	208,302.91	50,645.80	5,863,649.47	12,046,691.20	10,453,748.93	1,592,942.27
006		354,442.48	74,530.82	446,303.80	58,809.37	466,731.19	334,015.09	57,136.06	276,879.03
007		39,223.38	0.00	154,090.43	7,200.00	8,750.00	184,563.81	3,050.00	181,513.81
014		0.00	5,290.00	5,690.00	3,540.00	3,940.00	1,750.00	14,075.00	-12,325.00
018		61,642.35	2,822.81	25,309.63	25,679.04	42,126.42	44,825.56	12,562.40	32,263.16
019		1,838,233.76	280,713.90	1,689,671.31	1,278.82	608,564.72	2,919,340.35	16,205.13	2,903,135.22
022		150,981.37	491,039.34	4,130,877.71	515,235.90	4,109,216.44	172,642.64	0.00	172,642.64
070		5,000,000.00	0.00	0.00	0.00	2,000.00	4,998,000.00	328,450.00	4,669,550.00
200		59,732.10	2,585.34	31,444.97	7,488.44	26,630.75	64,546.32	21,057.97	43,488.35
300		108,519.41	12,412.10	218,254.92	21,037.51	169,298.22	157,476.11	41,906.06	115,570.05
401		16,136.70	65,948.91	125,107.20	7,240.48	65,057.43	76,186.47	48,624.08	27,562.39

EFINANCEPLUS
 DATE: 03/01/2023
 TIME: 10:05:19
 SELECTION CRITERIA : ALL

Rossford Exempted Village Schools
 OH Cash Position Report

ACCOUNTING PERIOD : 8/23

FUND	SCC	DESCRIPTION	BEGIN BALANCE	MTD RECEIPTS	FYTD RECEIPTS	MTD EXPENDITURES	FYTD EXPENDITURES	CURRENT FUND BALANCE	CURRENT ENCUMBRANCE	UNENCUMBERED FUND BALANCE
451			0.00	0.00	2,700.00	0.00	0.00	2,700.00	0.00	2,700.00
467			42,640.84	0.00	0.00	0.00	21,510.21	21,130.63	21,130.63	0.00
499			0.00	0.00	62,900.74	2,371.14	11,860.74	51,040.00	40,000.00	11,040.00
507			0.00	0.00	251,076.14	4,154.07	372,080.64	-121,004.50	610,022.66	-731,027.16
516			0.00	0.00	220,400.17	38,483.36	312,484.00	-92,083.83	15,528.21	-107,612.04
536			0.00	0.00	30,002.76	300.00	30,302.76	-300.00	1,023.57	-1,323.57
572			0.00	0.00	125,432.31	16,308.17	159,432.47	-34,000.16	28,143.55	-62,143.71
584			0.00	0.00	2,076.28	13,991.75	15,134.30	-13,058.02	2,302.24	-15,360.26
587			0.00	0.00	3,249.25	473.83	4,434.20	-1,184.95	800.00	-1,984.95
590			0.00	0.00	33,982.36	1,017.42	43,730.21	-9,747.85	13,231.16	-22,979.01
GRAND TOTALS:			63,669,075.43	4,741,497.75	28,175,006.71	2,620,229.12	33,110,899.11	58,733,183.03	13,761,812.04	44,971,370.99

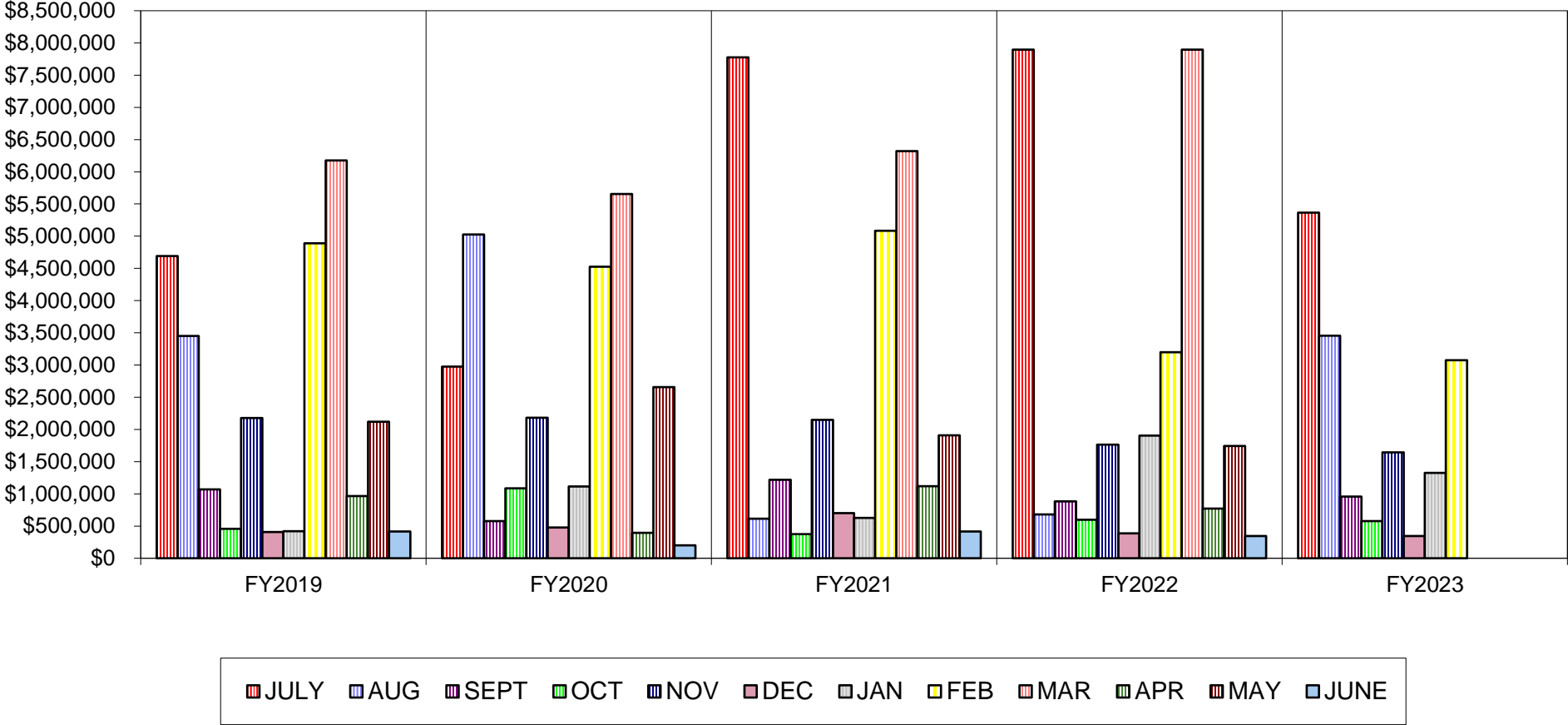
ROSSFORD EXEMPTED VILLAGE SCHOOLS - GENERAL FUND ONLY
FISCAL YEAR

	2 0 2 3				2 0 2 2				2 0 2 1						
	MONTHLY		YEAR TO DATE		GENERAL FUND END OF MONTH BALANCE	MONTHLY		YEAR TO DATE		GENERAL FUND END OF MONTH BALANCE	MONTHLY		YEAR TO DATE		GENERAL FUND END OF MONTH BALANCE
	Revenue	Expenses	Revenue	Expenses		Revenue	Expenses	Revenue	Expenses		Revenue	Expenses	Revenue	Expenses	
J					\$33,258,464.72					\$34,109,273.64					\$29,171,481.66
J	\$5,364,418.09	\$1,731,429.91	\$5,364,418.09	\$1,731,429.91	\$36,891,452.90	\$7,894,791.39	\$1,624,193.70	\$7,894,791.39	\$1,624,193.70	\$40,379,871.33	\$7,775,704.94	\$1,781,231.59	\$7,775,704.94	\$1,781,231.59	\$35,165,955.01
A	\$3,454,666.74	\$2,267,580.57	\$8,819,084.83	\$3,999,010.48	\$38,078,539.07	\$681,353.13	\$1,573,755.29	\$8,576,144.52	\$3,197,948.99	\$39,487,469.17	\$612,709.31	\$1,728,236.33	\$8,388,414.25	\$3,509,467.92	\$34,050,427.99
S	\$959,203.61	\$2,528,409.55	\$9,778,288.44	\$6,527,420.03	\$36,509,333.13	\$884,796.53	\$1,832,192.20	\$9,460,941.05	\$5,030,141.19	\$38,540,073.50	\$1,218,734.56	\$1,792,397.20	\$9,607,148.81	\$5,301,865.12	\$33,476,765.35
O	\$576,131.92	\$1,929,788.69	\$10,354,420.36	\$8,457,208.72	\$35,155,676.36	\$596,036.34	\$2,554,728.04	\$10,056,977.39	\$7,584,869.23	\$36,581,381.80	\$373,841.65	\$2,467,731.85	\$9,980,990.46	\$7,769,596.97	\$31,382,875.15
N	\$1,645,370.71	\$2,135,549.61	\$11,999,791.07	\$10,592,758.33	\$34,665,497.46	\$1,764,365.84	\$2,015,621.57	\$11,821,343.23	\$9,600,490.80	\$36,330,126.07	\$2,147,987.59	\$1,838,505.32	\$12,128,978.05	\$9,608,102.29	\$31,692,357.42
D	\$343,884.60	\$2,290,755.69	\$12,343,675.67	\$12,883,514.02	\$32,718,626.37	\$384,624.46	\$2,023,706.22	\$12,205,967.69	\$11,624,197.02	\$34,691,044.31	\$701,590.05	\$1,799,247.57	\$12,830,568.10	\$11,407,349.86	\$30,594,699.90
J	\$1,327,057.09	\$1,841,642.61	\$13,670,732.76	\$14,725,156.63	\$32,204,040.85	\$1,902,753.78	\$1,734,527.72	\$14,108,721.47	\$13,358,724.74	\$34,859,270.37	\$625,635.98	\$1,841,452.09	\$13,456,204.08	\$13,248,801.95	\$29,378,883.79
F	\$3,076,214.46	\$1,840,446.14	\$16,746,947.22	\$16,565,602.77	\$33,439,809.17	\$3,199,193.18	\$1,740,436.03	\$17,307,914.65	\$15,099,160.77	\$36,318,027.52	\$5,085,071.38	\$1,824,569.69	\$18,541,275.46	\$15,073,371.64	\$32,639,385.48
M						\$7,894,861.57	\$2,188,818.30	\$25,202,776.22	\$17,287,979.07	\$42,024,070.79	\$6,322,567.40	\$2,032,486.98	\$24,863,842.86	\$17,105,858.62	\$36,929,465.90
A						\$769,503.63	\$7,801,756.14	\$25,972,279.85	\$25,089,735.21	\$34,991,818.28	\$1,118,657.83	\$2,350,821.53	\$25,982,500.69	\$19,456,680.15	\$35,697,302.20
M						\$1,745,004.35	\$1,550,417.02	\$27,717,284.20	\$26,640,152.23	\$35,186,405.61	\$1,907,431.42	\$1,719,563.98	\$27,889,932.11	\$21,176,244.13	\$35,885,169.64
J						\$343,262.56	\$2,271,203.45	\$28,060,546.76	\$28,911,355.68	\$33,258,464.72	\$416,952.37	\$2,192,848.37	\$28,306,884.48	\$23,369,092.50	\$34,109,273.64

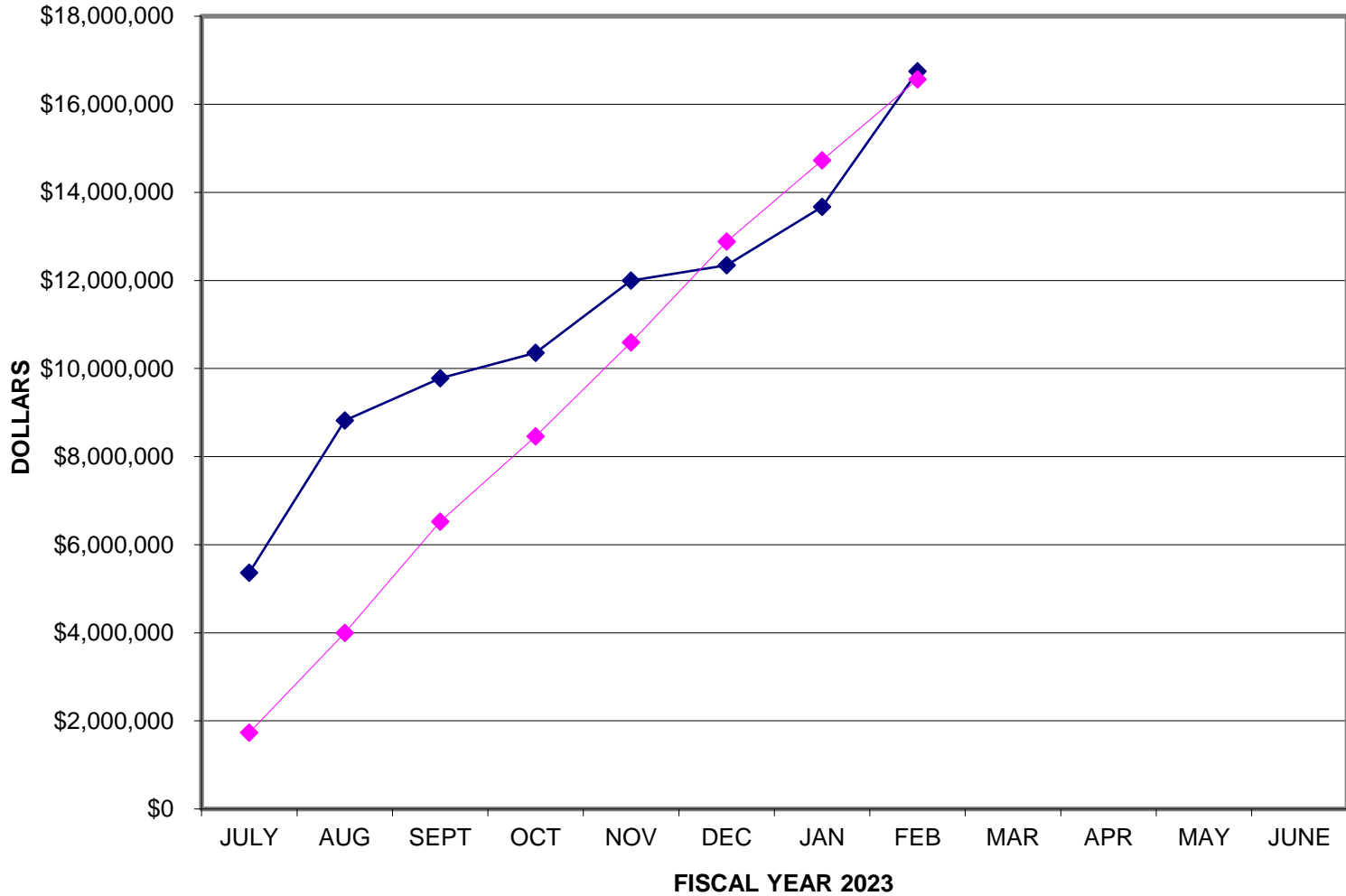
ROSSFORD EXEMPTED VILLAGE SCHOOLS - GENERAL FUND ONLY
CALENDAR YEAR

	2023				2022				2021						
	MONTHLY		YEAR TO DATE		MONTHLY		YEAR TO DATE		MONTHLY		YEAR TO DATE		GENERAL FUND		
	Revenue	Expenses	Revenue	Expenses	Revenue	Expenses	Revenue	Expenses	Revenue	Expenses	Revenue	Expenses	END OF MONTH BALANCE		
D													\$32,718,626.37	\$34,691,044.31	\$30,594,699.90
J	\$1,327,057.09	\$1,841,642.61	\$1,327,057.09	\$1,841,642.61	\$32,204,040.85	\$1,902,753.78	\$1,734,527.72	\$1,902,753.78	\$1,734,527.72	\$34,859,270.37	\$625,635.98	\$1,841,452.09	\$625,635.98	\$1,841,452.09	\$29,378,883.79
F	\$3,076,214.46	\$1,840,446.14	\$3,076,214.46	\$1,840,446.14	\$33,439,809.17	\$3,199,193.18	\$1,740,436.03	\$5,101,946.96	\$3,474,963.75	\$36,318,027.52	\$5,085,071.38	\$1,824,569.69	\$5,710,707.36	\$3,666,021.78	\$32,639,385.48
M						\$7,894,861.57	\$2,188,818.30	\$12,996,808.53	\$5,663,782.05	\$42,024,070.79	\$6,322,567.40	\$2,032,486.98	\$12,033,274.76	\$5,698,508.76	\$36,929,465.90
A						\$769,503.63	\$7,801,756.14	\$13,766,312.16	\$13,465,538.19	\$34,991,818.28	\$1,118,657.83	\$2,350,821.53	\$13,151,932.59	\$8,049,330.29	\$35,697,302.20
M						\$1,745,004.35	\$1,550,417.02	\$15,511,316.51	\$15,015,955.21	\$35,186,405.61	\$1,907,431.42	\$1,719,563.98	\$15,059,364.01	\$9,768,894.27	\$35,885,169.64
J						\$343,262.56	\$2,271,203.45	\$15,854,579.07	\$17,287,158.66	\$33,258,464.72	\$416,952.37	\$2,192,848.37	\$15,476,316.38	\$11,961,742.64	\$34,109,273.64
J						\$5,364,418.09	\$1,731,429.91	\$21,218,997.16	\$19,018,588.57	\$36,891,452.90	\$7,894,791.39	\$1,624,193.70	\$23,371,107.77	\$13,585,936.34	\$40,379,871.33
A						\$3,454,666.74	\$2,267,580.57	\$24,673,663.90	\$21,286,169.14	\$38,078,539.07	\$681,353.13	\$1,573,755.29	\$24,052,460.90	\$15,159,691.63	\$39,487,469.17
S						\$959,203.61	\$2,528,409.55	\$25,632,867.51	\$23,814,578.69	\$36,509,333.13	\$884,796.53	\$1,832,192.20	\$24,937,257.43	\$16,991,883.83	\$38,540,073.50
O						\$576,131.92	\$1,929,788.69	\$26,208,999.43	\$25,744,367.38	\$35,155,676.36	\$596,036.34	\$2,554,728.04	\$25,533,293.77	\$19,546,611.87	\$36,581,381.80
N						\$1,645,370.71	\$2,135,549.61	\$27,854,370.14	\$27,879,916.99	\$34,665,497.46	\$1,764,365.84	\$2,015,621.57	\$27,297,659.61	\$21,562,233.44	\$36,330,126.07
D						\$343,884.60	\$2,290,755.69	\$28,198,254.74	\$30,170,672.68	\$32,718,626.37	\$384,624.46	\$2,023,706.22	\$27,682,284.07	\$23,585,939.66	\$34,691,044.31

FISCAL YEAR REVENUE BY MONTH

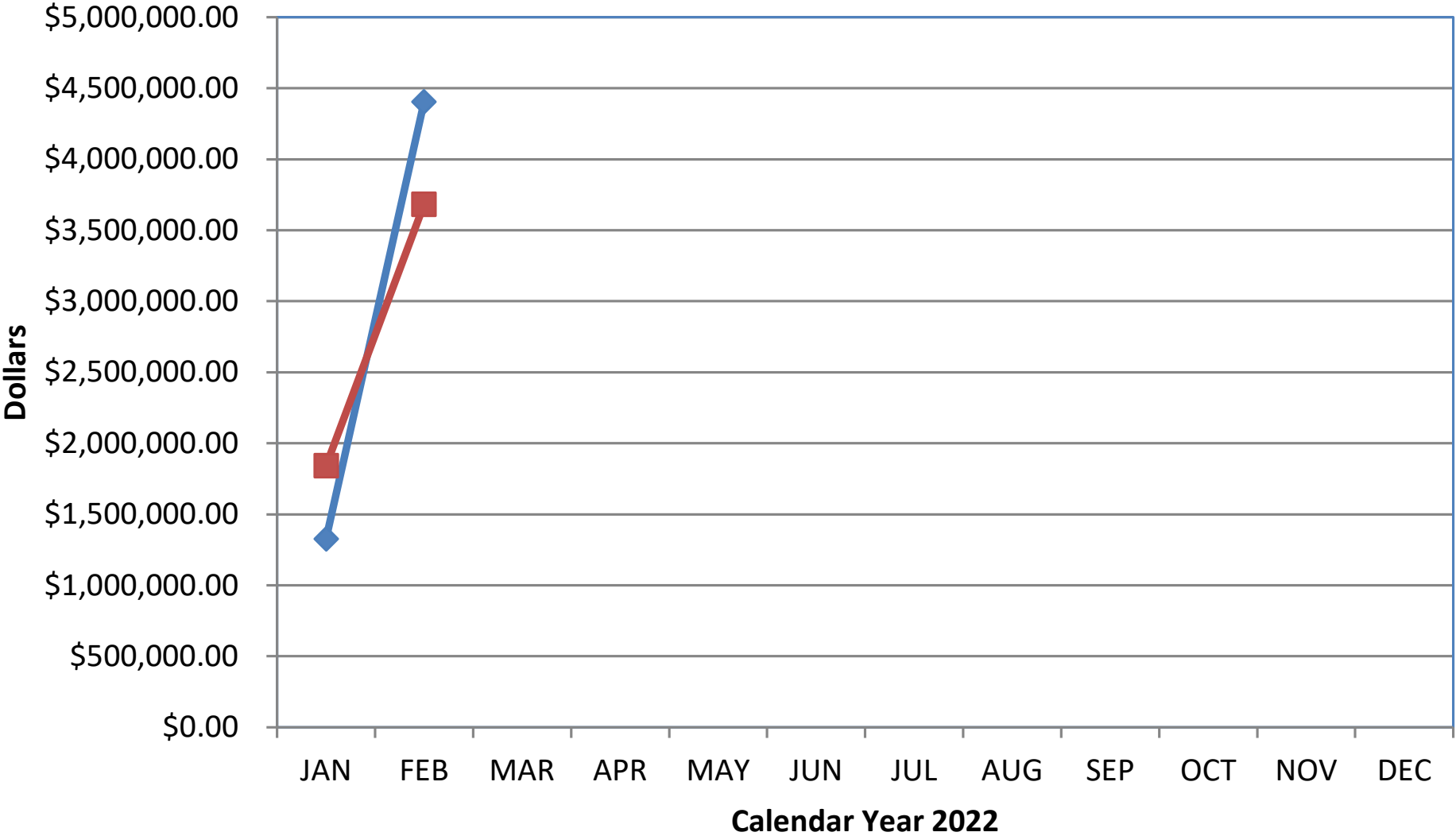


ROSSFORD BOARD OF EDUCATION - FISCAL YEAR COMPARISON-ACCUMULATIVE



—◆— REVENUE —◆— EXPENSES

Rossford Board of Education - Calendar Year Comparison - Accumulative



—◆— REVENUE-YTD —■— EXPENSES-YTD

APPROPRIATIONS MODIFICATIONS		as of MARCH 31, 2023	
GENERAL FUND		INCREASE	DECREASE
001-0000	GENERAL FUND - ATHLETICS	\$ 20,000.00	
	Total to General Fund	\$ 20,000.00	\$ -
	Net increase this month to General Fund	\$ 20,000.00	
OTHER FUNDS		INCREASE	DECREASE
003-0000	PERMANENT IMPROVEMENT	\$ 336,000.00	
007-9010	NORDMANN SCHOLARSHIP	\$ 726.00	
200-967F	CLASS OF 2022	\$ 729.32	
300-950A	ATHLETICS - JH	\$ 1,230.00	
300-9500	ATHLETICS- HS	\$ 7,200.00	\$ (18,072.95)
300-955C	CHEERLEADING- HS	\$ 2,000.00	
401-9223	AUXILLIARY SERVICES FY23	\$ 26,607.20	
499-9222	MISC STATE GRANT FY22	\$ 1,467.89	
499-9223	MISC STATE GRANT FY23	\$ 648.94	
507-9323	ARP HOMELESS TARGETED SUPPORT GRANT FY23	\$ 16,500.00	
516-9223	IDEA PART B	\$ 34,178.46	
536-9223	TITLE I NON-COMPETITIVE FY23	\$ 1,640.32	
584-9223	TITLE IV-A FY23	\$ 4,433.11	
572-9323	EOEC NON-COMPETITIVE FY23	\$ 981.37	
587-9223	ECSE FY23	\$ 1,190.84	
	Total to Other Funds	\$ 435,533.45	\$ (18,072.95)
	Net increase this month to Other Funds	\$ 417,460.50	
CHANGES TO REVENUE		INCREASE	DECREASE
001-0000	GENERAL FUND- INTEREST	\$ 300,000.00	
003-9022	PERMANENT IMPROVEMENT COPS 22	\$ 916,000.00	
200-967G	CLASS OF 2023	\$ 729.32	
401-9223	AUXILLIARY SERVICES FY23	\$ 26,607.20	
499-9223	MISC STATE GRANT FY23	\$ 648.94	
507-9323	ARP HOMELESS TARGETED SUPPORT GRANT FY23	\$ 16,500.00	
516-9223	IDEA PART B	\$ 34,178.46	
587-9223	ECSE FY23	\$ 1,190.84	
	Totals	\$ 1,295,854.76	\$ -
	Net Increase this month to Revenues	\$ 1,295,854.76	
TRANSFERS/ADVANCES		INCREASE	DECREASE
200-967F	CLASS OF 2022 TRANSFER OUT		\$ (729.32)
200-967G	CLASS OF 2023 TRANSFER IN	\$ 729.32	
	Totals	\$ 729.32	\$ (729.32)
	Net Change	\$ -	
NEW FUNDS CREATED		INCREASE	DECREASE
507-9323	ARP HOMELESS TARGETED SUPPORT GRANT FY23		
	Totals	\$ -	
	Net Increase	\$ -	

**ROSSFORD EX VILLAGE SCHOOL DISTRICT
FISCAL YEAR 2023**

Year to Date: 02/28/23

MONTH # OF FISCAL YEAR
8 12 67%

GENERAL FUND RECAP

<u>REVENUE:</u>	<u>BUDGET</u>	<u>ACTUAL</u>	<u>% RECEIVED</u>
LOCAL TAXES	18,250,000.00	10,835,400.71	59%
STATE SUPPORT	7,731,891.00	4,605,600.18	60%
TUITION AND FEES	2,181,000.00	776,642.45	36%
INTEREST	250,000.00	420,859.21	168%
RENTAL/MISCELLANEOUS	12,500.00	13,276.39	106%
OTHER RECEIPTS - LOCAL SOURCES	0.00	0.00	0%
FEDERAL SUPPORT	0.00	0.00	0%
OTHER REVENUE/TRANSFERS	115,000.00	95,168.28	83%
TOTALS	28,540,391.00	16,746,947.22	59%

FY22 CARRYOVER TO FY23 33,258,464.72
TOTAL RESOURCES 61,798,855.72

<u>EXPENSE:</u>	<u>BUDGET</u>	<u>ACTUAL</u>	<u>% SPENT</u>
INSTRUCTION	16,601,325.42	9,783,382.12	59%
SUPPORT SERVICES	7,701,993.87	4,005,610.19	52%
OPERATION & MAINT OF PLANT	2,895,506.60	1,546,549.11	53%
PUPIL TRANSPORTATION	1,603,834.31	608,391.67	38%
EXTRA-CURRICULAR ACTIVITIES	677,092.50	243,408.57	36%
OTHER EXPENSES/TRANSFERS	995,271.05	378,261.11	38%
TOTALS	30,475,023.75	16,565,602.77	54%

OTHER FUNDS RECAP

<u>REVENUE:</u>	<u>BUDGETED</u>	<u>ACTUAL</u>	<u>% RECEIVED</u>
002 BOND RETIREMENT	1,465,000.00	1,005,019.79	69%
003 PERMANENT IMPROVEMENT	2,685,000.00	2,656,166.81	99%
004 BUILDING	215,000.00	208,302.91	97%
006 FOOD SERVICE	871,500.00	446,303.80	51%
007 SPECIAL TRUST	154,878.43	154,090.43	99%
014 ROTARY - INTERNAL SERVICES	12,000.00	5,690.00	47%
018 PUBLIC SCHOOL SUPPORT	60,000.00	25,309.63	42%
019 OTHER GRANT	1,690,200.00	1,689,671.31	100%
022 ESCROW	6,649,000.00	4,130,877.71	62%
070 CAPITAL PROJECTS	-	-	0%
200 STUDENT MANAGED ACTIVITY	102,675.00	31,444.97	31%
300 DISTRICT MANAGED ACTIVITY	182,250.00	218,254.92	120%
401 AUXILIARY SERVICES	98,500.00	125,107.20	127%
451 DATA COMMUNICATION	5,400.00	2,700.00	50%
467 STUDENT WELLNESS	-	-	0%
499 MISCELLANEOUS STATE GRANTS	86,324.74	62,900.74	0%
507 ESSER	2,065,561.02	251,076.14	12%
516 SP ED IDEA PART B	617,804.04	220,400.17	36%
536 TITLE I SCHOOL IMPROVEMENT	99,582.75	30,002.76	30%
572 TITLE I	361,852.72	125,432.31	35%
584 TITLE IV-A	21,756.46	2,076.28	10%
587 EARLY CHILD SP ED IDEA	14,807.39	3,249.25	22%
590 TITLE II-A	93,390.63	33,982.36	36%
TOTALS	17,552,483.18	11,428,059.49	65%

FY22 CARRYOVER TO FY23 30,410,610.71
TOTAL RESOURCES 47,963,093.89

<u>EXPENSE:</u>	<u>BUDGETED</u>	<u>ACTUAL</u>	<u>% SPENT</u>
002 BOND RETIREMENT	1,534,602.50	951,703.76	62%
003 PERMANENT IMPROVEMENT	4,170,536.18	3,256,658.41	78%
004 BUILDING	17,445,562.71	5,863,649.47	34%
006 FOOD SERVICE	940,051.98	466,731.19	50%
007 SPECIAL TRUST	165,952.43	8,750.00	5%
014 ROTARY - INTERNAL SERVICES	10,000.00	3,940.00	0%
018 PUBLIC SCHOOL SUPPORT	86,868.13	42,126.42	48%
019 OTHER GRANT	1,271,777.57	608,564.72	48%
022 ESCROW	6,649,000.00	4,109,216.44	62%
070 CAPITAL PROJECTS	750,000.00	2,000.00	0%
200 STUDENT MANAGED ACTIVITY	115,759.47	26,630.75	23%
300 DISTRICT MANAGED ACTIVITY	266,546.64	169,298.22	64%
401 AUXILIARY SERVICES	114,636.70	65,057.43	57%
451 DATA COMMUNICATION	5,400.00	-	0%
467 STUDENT WELLNESS	42,640.84	21,510.21	50%
499 MISCELLANEOUS STATE GRANTS	86,324.74	11,860.74	0%
507 ESSER	2,056,627.35	372,080.64	18%
516 SP ED IDEA PART B	570,744.08	312,484.00	55%
536 TITLE I SCHOOL IMPROVEMENT	70,768.75	30,302.76	43%
572 TITLE I	356,529.02	159,432.47	45%
584 TITLE IV-A	23,319.53	15,134.30	65%
587 EARLY CHILD SP ED IDEA	14,807.41	4,434.20	30%
590 TITLE II-A	98,325.96	43,730.21	44%
TOTALS	36,846,781.99	16,545,296.34	45%



Monthly Investment Report

February 28, 2023

Investment Summary Detail Rossford Exempted Village Schools

	Total Investments	Average Yield	Average Maturity
Huntington Checking	\$ 1,703,121.20	0.00%*	0.00 yrs
Huntington Facilities Lease	\$ -	0.00%	0.00 yrs
Star Ohio	\$ 3,262,467.99	4.81%	0.00 yrs
US Bank/RedTree Investment Account - Rossford General	\$ 39,854,695.26	2.53%	1.07 yrs
US Bank/RedTree Investment Account - Rossford 2022 COPs	\$ 13,945,890.06	3.49%	0.34 yrs
Total District Investments	\$ 58,766,174.51	2.81%	0.85

Benchmark Interest Rates	2/28/23	2/28/22
STAR Ohio	4.81%	0.20%
6-Month Treasury	5.17%	0.69%
2-Year Treasury	4.81%	1.44%
5-Year Treasury	4.18%	1.71%

*Earnings Credit to offset bank charges