



Attention Families!

Brentwood Borough School District is now taking payments online!

Pay when it's most convenient for you with a computer or mobile device at <https://bbsd.revtrak.net>.

Save time and be confident that your payment makes it where it needs to go. You can pay online with eCheck, debit, or credit cards.

Brentwood Borough School District is currently accepting online payment for fees like these:

Student Fees



Visit <https://bbsd.revtrak.net> to pay fees online.

BBSD TECHNOLOGY PROTECTION PLAN

This is an optional and voluntary program available to all students. Please fill out the bottom portion in blue or black ink and return to the middle/high school office. Retain the top portion for your records. This form must be completed and marked YES (with payment attached) or NO for each student before a device will be issued to the student(s).

Coverage and Benefits

This agreement covers the BBSD device loaned to the student and any temporary devices loaned to a student, not including daily loaners, against some incidents of accidental damage. The following items are **NOT** covered:

- A device that is lost or stolen.
- Damage caused by negligence including, but not limited to leaving it outside in an automobile, immersion in liquid, any type of damage caused by food or liquid, damage caused by pets, rough/inappropriate handling, etc.
- Intentional misuse of one's own or a peer's device
- More than one accidental incident, including more than one broken screen or accessory
- Loss of power adapter/cord

It is agreed and understood that:

- It will be the right of the principal or his/her designee to determine if damages were due to negligence or accidental in nature.
- The principal reserves the right to determine the cost of repair/replacement and to assess such charges. **Students must clear all device fees before participating in school-related events, including attendance at sports, dances, and graduation. Students will not be issued a new device until all fees are satisfied.**
- The principal will review all damages determined to be from misuse or negligence and will assess student's continued privilege of taking the device to and from school.

Effective and Expiration

This coverage is effective from the date this form and payment are received by the school through the date when the device is to be returned in good working condition to the school or at least by the end of the current school year.

Premium

The current total premium cost is \$30 (per student) paid annually. The premium for students that qualify for free and reduced lunch is \$15 (per student) paid annually. Partial semesters/years are not refundable.

The current replacement costs for devices not covered under this insurance plan is:

- Charger - \$30.00
- Screen damage - \$50.00
- Chromebook - \$225.00

An entire list of Chromebook pricing is available on the district website under the Departments Tab and by clicking on Technology.

BBSD TECHNOLOGY PROTECTION PLAN ELECTION FORM

Student's Name _____

Student _____

YES, I would like coverage. You must pay for coverage today, by clicking on the following link for online payment option.

<https://bbsd.revtrak.net/>

- One student \$30.00 per child per year.
- Students currently eligible for Free and Reduced lunch \$15.00 per child per year.
- Cash Payments will be accepted at the High School Office. Must provide student name and school where student attends.

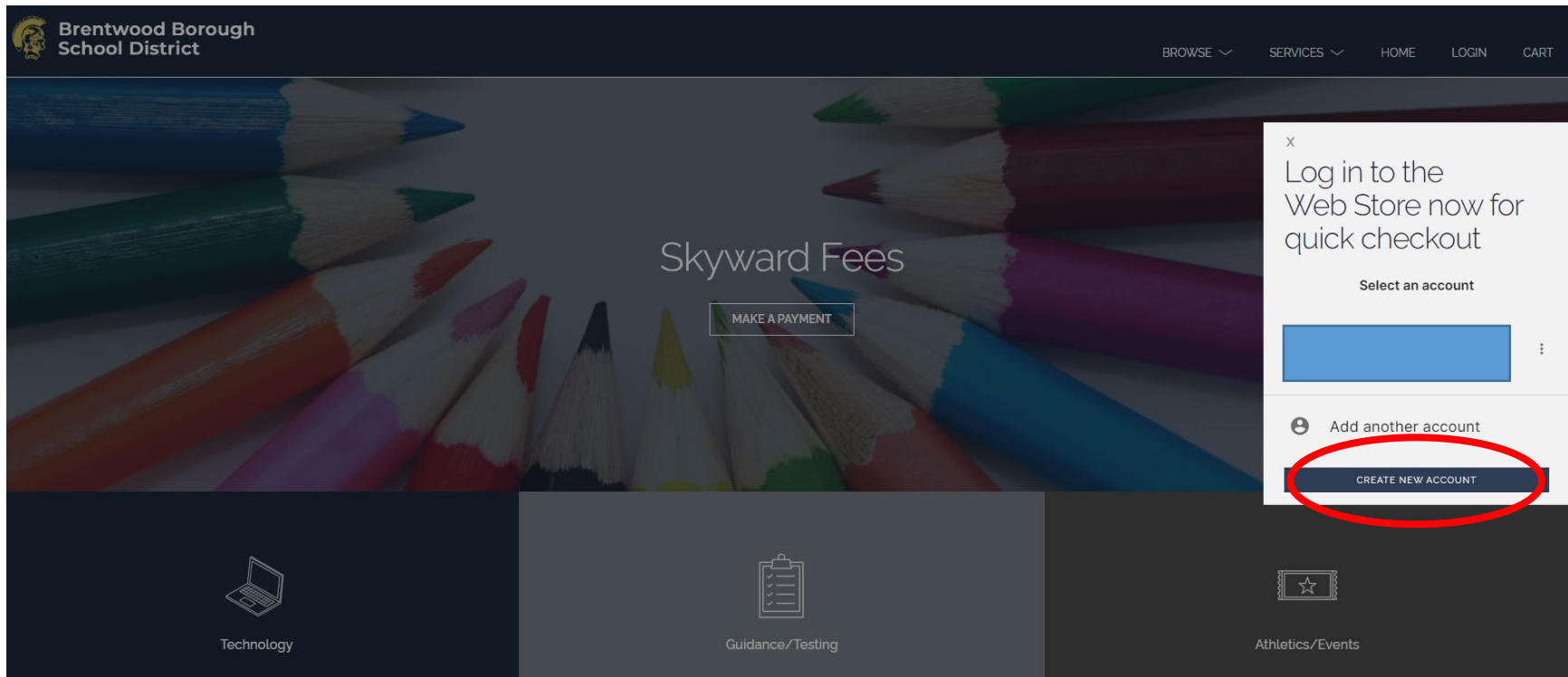
NO, I am declining coverage.

I have read and understand the rules and the financial responsibilities of the BBSD Technology Protection Plan. I agree to all terms and conditions of the program and voluntarily enroll my student(s) or decline my student(s) as noted above for the current school year.

Parent Signature _____

Date _____

On the Technology Protection Plan Form, please choose the option you would like: Yes, I would like coverage or No, I am declining coverage. Next, please select the option under the payment amount (keep in mind that you will need to complete this for each student in the family). Lastly, choose the payment selection: Credit/Debit Cards/Routing and Bank Account Number (online payment link listed on form) Cash payment can be brought to the High School Office. Please provide the student name and school the student attends.



Click on the **“Create New Account”** option on the Checkout Screen. This will create an account for you on the RevTrak Portal.

First Name

Last Name

Address

Address (cont.)


City State

Country Zip Code

Phone

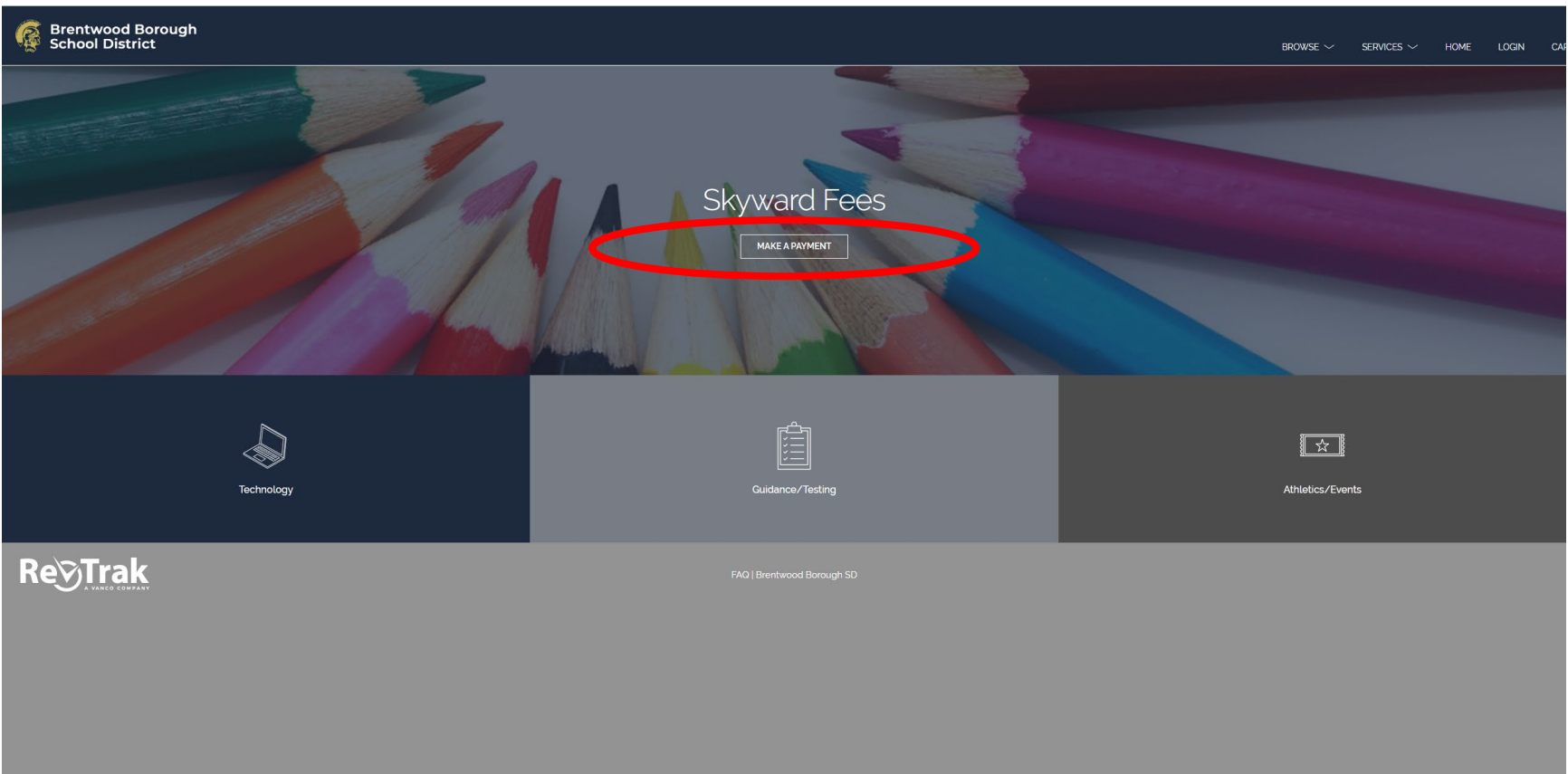
Email

Password Confirm Password

I'm not a robot 
reCAPTCHA
Privacy - Terms

Create a new account

Fill in the information that is asked. When you are finished, please click on the **“I’m Not A Robot”** check box and then click on **“Create Account.”** You will need to login to the email address that was used to create the account. The site will send a code to your email for security and verification, that you created the account. The code will then need to be put into you’re the RevTrak portal.



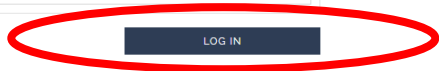
After the link in the Online Registration Portal is accessed, the RevTrak Dashboard will appear on the screen. Please click on the **MAKE A PAYMENT BUTTON** under Skyward Fees.

SKYWARD - PLEASE LOG IN

Please Enter Your Skyward Family Access Credentials Below

Skyward Login ID

Skyward Password



To make a payment, please use your Skyward Family Access Login information.
Click Log In.



Skyward

Not you? [Switch Accounts](#)

Skyward Default Item

A ALL

\$ REQUIRED FEES

\$ OPTIONAL FEES

REQUIRED FEES



#PROTECT
Technology Protection Plan
Technology Protection Plan
Due: Sep 30, 2022

\$30.00

ADD TO CART

OPTIONAL FEES

You successfully signed in to Skyward, however there are no accounts that have optional fees.

Under the Fees section, there will be the name of the student that is linked with your Family Access Account, the type of fee that is being charged and the due date. The total price will be listed by the “Add to Cart” button. **Click “Add to Cart.”**

The screenshot shows the Skyward portal for Brentwood Borough School District. A modal titled "Make A Payment" is displayed, showing the amount due as \$30.00. The modal includes a dropdown menu for "Technology Protection Plan" and a text input field containing "\$ 30.00". Below the input field are two buttons: "CANCEL" and "ADD TO CART". The "ADD TO CART" button is circled in red. In the background, the "REQUIRED FEES" section lists a "Technology Protection Plan" for \$30.00 with a due date of Sep 30, 2022. The "OPTIONAL FEES" section contains a message: "You successfully signed in to Skyward, however there are no accounts that have optional fees."

On the “Make a Payment” Screen the total cost of the charges will be on the Amount Due area.
Click “Add to Cart.”

The screenshot shows the Skyward website interface. At the top left is the Brentwood Borough School District logo. The top right navigation bar includes 'BROWSE' and 'SERVICES' dropdown menus, and a 'CART' button with a back arrow. The main content area is divided into a left sidebar and a main section. The sidebar contains a 'Skyward' header and three menu items: 'ALL', 'REQUIRED FEES', and 'OPTIONAL FEES'. The main section is titled 'REQUIRED FEES' and displays a 'Technology Protection Plan' for \$30.00, with a 'VIEW IN CART' button. Below this is an 'OPTIONAL FEES' section with a message: 'You successfully signed in to Skyward, however there are no accounts that have optional fees.' On the right side, a 'CART' panel shows the item 'TECHNOLOGY PROTECTION PLAN' for \$30.00, with a 'REMOVE' button. At the bottom of the cart panel, a summary table shows 'SUB TOTAL \$30.00' and 'TOTAL \$30.00', with 'CONTINUE SHOPPING' and 'CHECKOUT' buttons. The 'CHECKOUT' button is circled in red.

Brentwood Borough School District

BROWSE SERVICES

← CART

Clear Cart

TECHNOLOGY PROTECTION PLAN

For: [REDACTED]

REMOVE \$30.00

Skyward

Not you? [Switch Accounts](#)

Skyward Default Item

ALL

REQUIRED FEES

OPTIONAL FEES

REQUIRED FEES

Technology Protection Plan \$30.00 VIEW IN CART

#PROTECT
Technology Protection Plan
Due: Sep 30, 2022

OPTIONAL FEES

You successfully signed in to Skyward, however there are no accounts that have optional fees.

SUB TOTAL \$30.00

TOTAL \$30.00

CONTINUE SHOPPING CHECKOUT

Once the item is added to the cart, the cart item(s) will appear in the cart on the right side of the screen. **Click on Checkout.**



CHECKOUT

PAYMENT VERIFY

SELECT OR ADD NEW PAYMENT METHOD

CONTINUE

Payment Selection	Name on Card	Expires
+ Add new Card	+ Add new eCheck	

CONTINUE

Add the payment method in which you would like to use. Click on “Add New Card” or “Add New eCheck.” If you are a returning customer and wish to add a different Payment Method, click on the **Edit** tab. Once a payment method has been chosen, click on the Continue Button.

Verify information for accuracy and Click **Place Order**.

ECHECK

Add an eCheck for a *quicker* checkout experience

Routing Number*

Account Number*

Verify Account Number*

Name on Account*

Nickname

#OR
⑆ 221052771 ⑆ 6724301066 ⑆ 2400 ⑆

Routing Number

Account Number

Check Number

USE CREDIT/DEBIT

USE ECHECK

To add an eCheck, stay on this screen and enter your billing information. Select **Add eCheck**. In order to add a Credit or Debit card, select **Use Debit/Credit** and then **Add Card**. Enter your billing and payment information.


VERIFY

Review & Submit

BILLING EDIT

BILL TO:

PAYMENT METHOD EDIT


 Visa
**** 1111

ITEMS

SCHOOL T-SHIRT	\$15.00
Quantity: 1	

SUB TOTAL	\$15.00
TOTAL	\$15.00

PLACE ORDER



If you are a returning customer and wish to add a different Payment Method, click on the **Edit** tab.

Payment will be processed and receipt can be viewed and printed. A receipt will automatically be sent to the email address provided. Receipt can be viewed at any time through your account settings.